


Print in black and white or color.

Picture Graphs: Skill 1- 8A

Read a Picture Graph

Directions: Use the picture graph to answer the questions.

1.



Gene asked his friends to vote for their favorite ice cream flavor. He put their votes in this picture graph.

1. How many children chose strawberry? _____

2. How many children chose vanilla? _____

3. How many children chose chocolate? _____


4. How many more children like chocolate than strawberry? _____

5. How many children voted in all? _____

Picture Graphs: Skill 1- 8A

Read a Picture Graph**Directions:** Use the picture graph to answer the questions.

2.



Ryan asked his classmates to vote for their favorite animal. He put their votes in this picture graph.

1. How many students chose kangaroos? _____

2. How many students chose alligators? _____

3. Which animal did most children choose? _____

4. Which animal did the fewest children choose? _____

5. How many students chose monkeys? _____

6. How many children voted in all? _____

Picture Graphs: Skill 1- 8A

Read a Picture Graph

Directions: Use the picture graph to answer the questions.


3. 1. Which sport is the favorite?



2. How many children chose basketball?

3. How many children chose soccer?


4. 1. Which pet is the favorite?



2. How many children chose cats?

3. Which pet did the fewest children choose?

5. 1. How many children chose hot dogs?



2. How many more children chose burgers than hot dogs?




3. How many children voted in all?

Picture Graphs: Skill 1- 8A

Read a Picture Graph

Directions: Use the picture graph to answer the questions.

6.




Favorite fruit	
Cherry	
Orange	
Apple	

1. How many children chose oranges?

2. How many children chose apples?

3. Which fruit did the fewest children choose?

7.




Favorite Zoo Animal	
Zebra	
Tiger	
Camel	

1. Which zoo animal is the favorite?

2. How many children chose camels?

3. Which animal did most children choose?

8.

Favorite Ride to School	
Bus	
Car	
Bike	

1. How many children chose cars?

2. Which ride did most children choose?

4. Which ride did the fewest children choose?

Answer Key: Skill 1- 8A

<p>1.</p> <ol style="list-style-type: none">1. How many children chose strawberry? 42. How many children chose vanilla? 53. How many children chose chocolate? 64. How many more children like chocolate than strawberry? 25. How many children voted in all? 15	<p>2.</p> <ol style="list-style-type: none">1. How many students chose kangaroos? 72. How many students chose alligators? 43. Which animal did most children choose? kangaroos4. Which animal did the fewest children choose? alligators5. How many students chose monkeys? 56. How many children voted in all? 16
<p>3.</p> <ol style="list-style-type: none">1. Which sport is the favorite? football2. How many children chose basketball? 43. How many children chose soccer? 3	<p>4.</p> <ol style="list-style-type: none">1. Which pet is the favorite? dogs2. How many children chose cats? 43. Which pet did the fewest children choose? birds
<p>5.</p> <ol style="list-style-type: none">1. How many children chose hot dogs? 32. How many more children chose burgers than hot dogs? 13. How many children voted in all? 12	<p>6.</p> <ol style="list-style-type: none">1. How many children chose oranges? 52. How many children chose apples? 43. Which fruit did the fewest children choose? cherry
<p>7.</p> <ol style="list-style-type: none">1. Which zoo animal is the favorite? tigers2. How many children chose camels? 43. Which animal did most children choose? tigers	<p>8.</p> <ol style="list-style-type: none">1. How many children chose cars? 42. Which ride did most children choose? bus4. Which ride did the fewest children choose? bike