

Print in black and white - smaller graphs for less ink on pages 4 and 5.

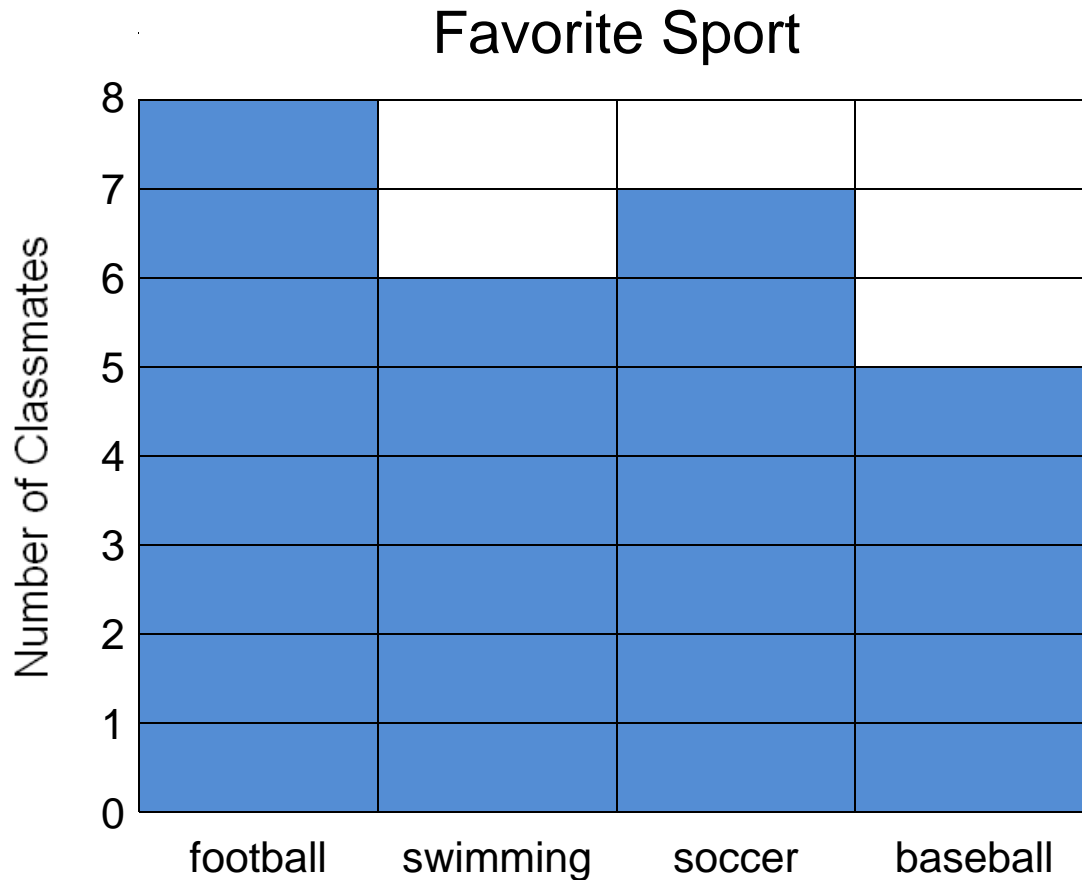
Bar Graphs: Skill 1-8C

Read a Bar Graph

(smaller graphs on pages 4 and 5)

Directions: Use the bar graph to answer the questions.

1.



Ryan asked his classmates to vote for their favorite sport. He put their votes in this bar graph.

1. How many students like football? _____ students
2. How many students like soccer? _____ students
3. How many students like swimming? _____ students
4. How many students like baseball? _____ students
5. How many students voted in all? _____ students

Bar Graphs

Skill 1-8C

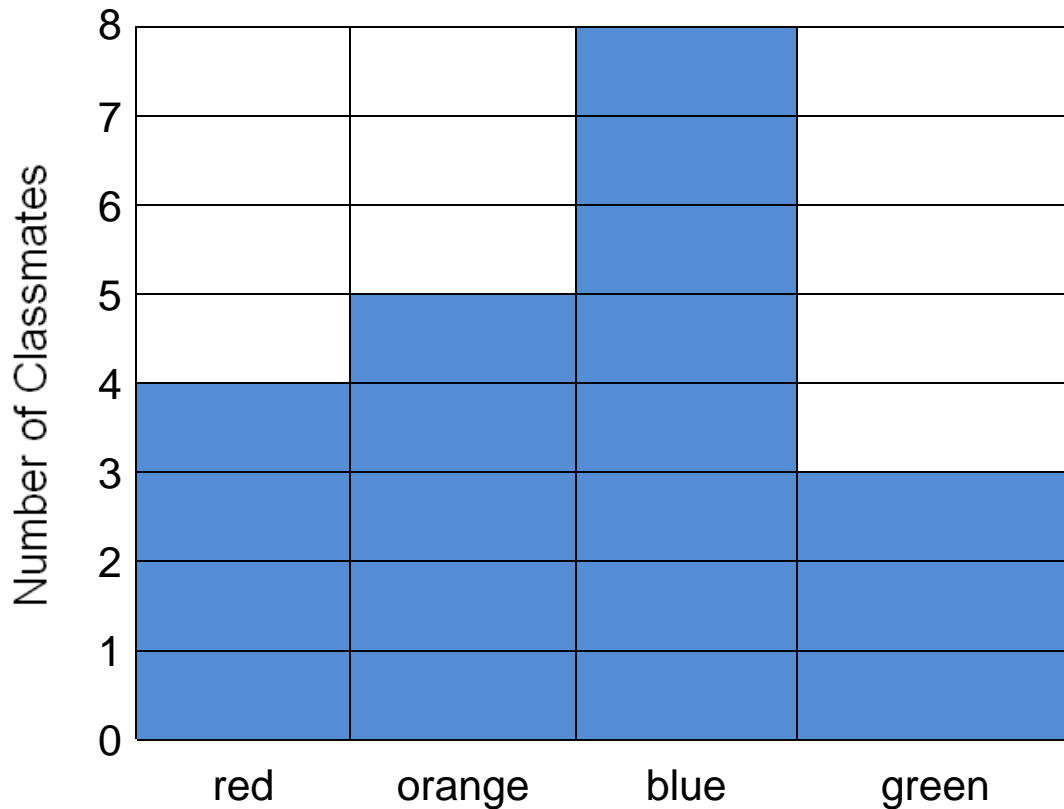
Read a Bar Graph

(smaller graphs on pages 4 and 5)

Directions: Use the bar graph to answer the questions.

2.

Favorite Color



Grace asked her classmates to vote for their favorite color. She put their votes in this bar graph.

1. How many students like green? _____ students

2. How many students like red? _____ students

3. Which color did most children choose? _____

4. Which color did the fewest children choose? _____

Bar Graphs

Skill 1-8C

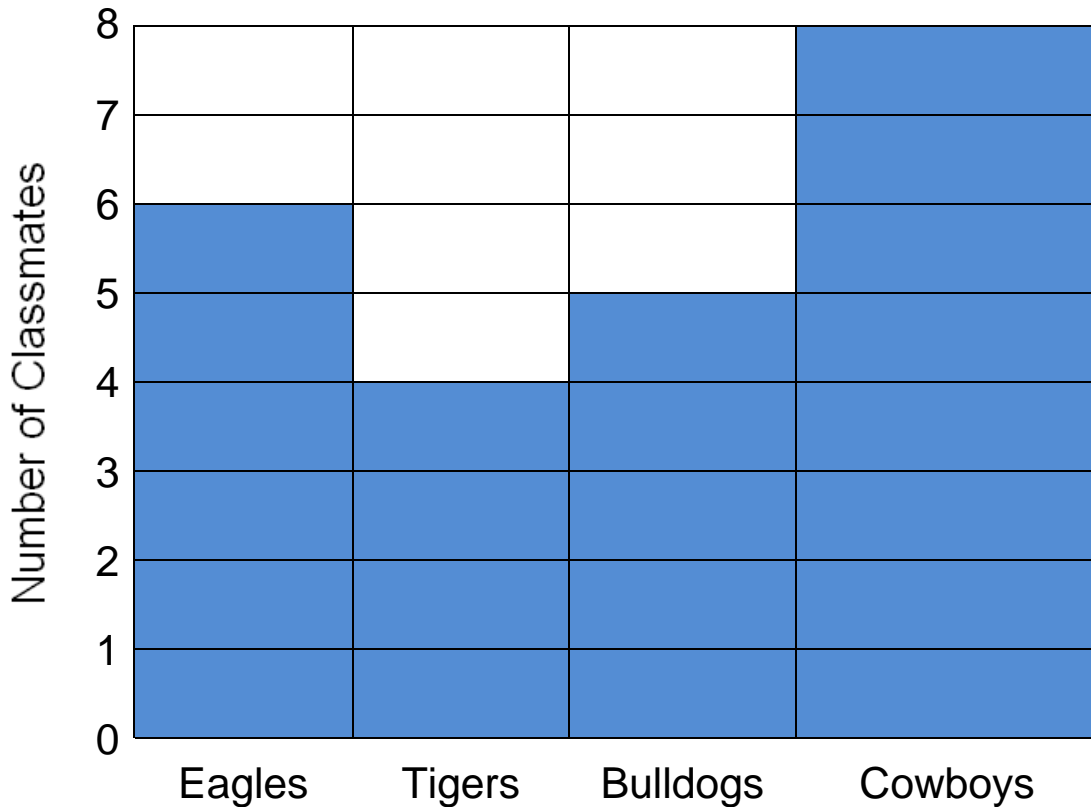
Read a Bar Graph

(smaller graphs on pages 4 and 5)

Directions: Use the bar graph to answer the questions.

3.

Favorite Team



Alicia asked her classmates to vote for their favorite team. She put their votes in this bar graph.

1. Which team got more than 6 votes?

2. How many more students like the Eagles than the Tigers?

_____ students

3. Which team got the most votes?

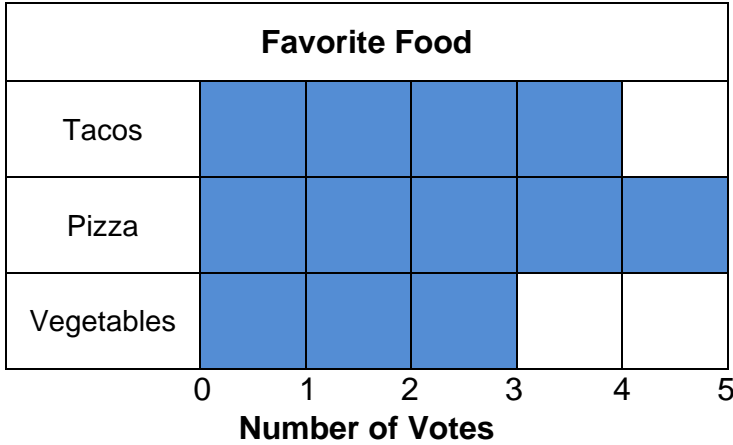
4. Which team got the fewest votes?

Bar Graphs
Skill 1-8C

Read a Bar Graph

Directions: Use the bar graph to answer the questions.

4.

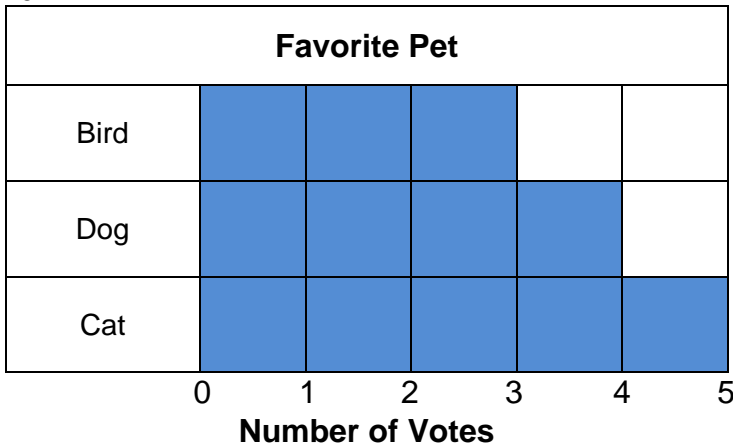


1. Which food is the favorite?

2. How many children chose tacos?

3. How many children chose vegetables?

5.

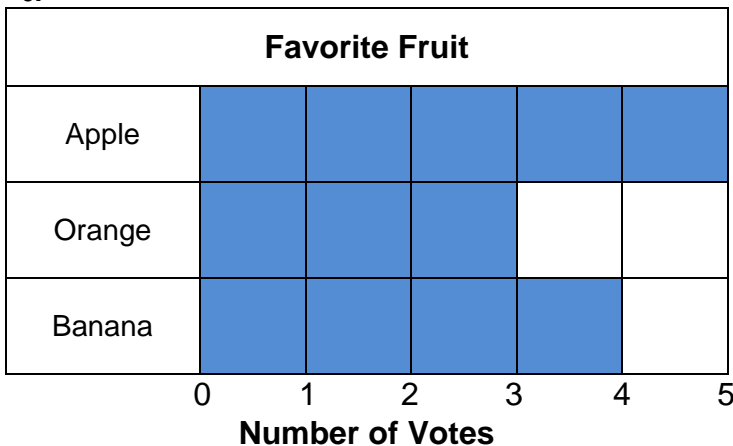


1. Which pet is the favorite?

2. How many children chose dogs?

3. How many children chose birds?

6.



1. Which fruit did the fewest children choose?

2. Which fruit did most children choose?

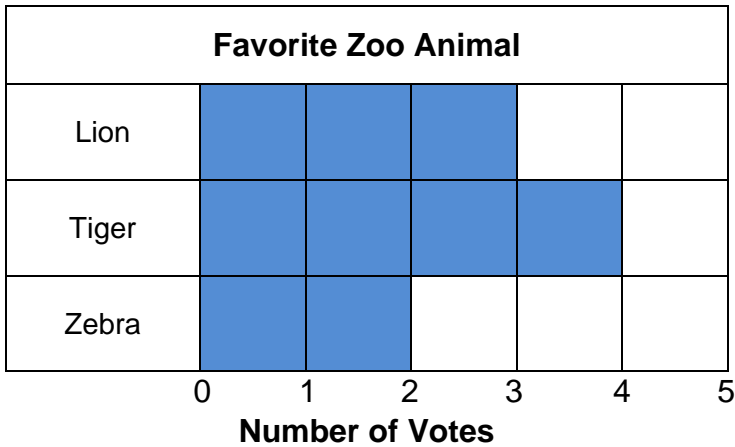
3. Which fruit got more than 4 votes?

Bar Graphs
Skill 1-8C

Read a Bar Graph

Directions: Use the bar graph to answer the questions.

7.

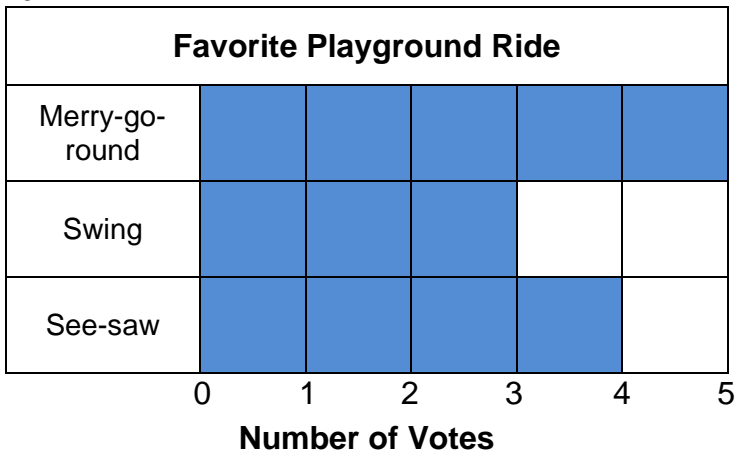


1. Which animal got more than 3 votes?

2. How many more children chose tigers than zebras?

3. How many children chose lions?

8.

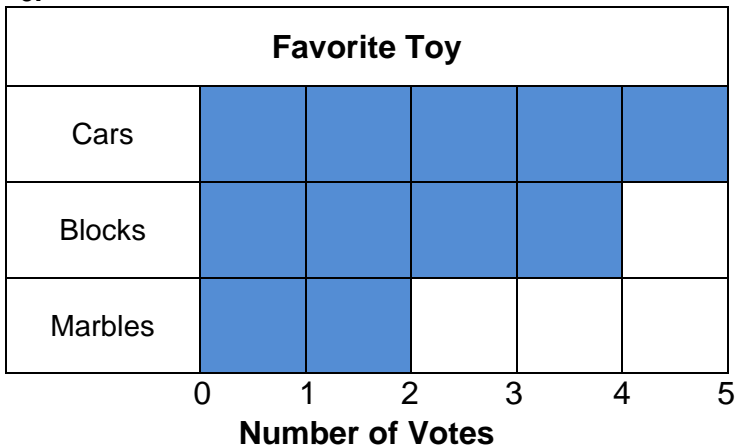


1. Which ride did most children choose?

2. Which ride did the fewest children choose?

3. How many more children chose the merry-go-round than the see-saw?

9.



1. Which toy is the favorite?

2. How many children chose blocks?

3. How many more children chose cars than marbles?

Answer Key: Skill 1-8C

<p>1.</p> <p>1. How many students like football? 8 students</p> <p>2. How many students like soccer? 7 students</p> <p>3. How many students like swimming? 6 students</p> <p>4. How many students like baseball? 5 students</p> <p>5. How many students voted in all? 26 students</p>	<p>2.</p> <p>1. How many students like green? 3 students</p> <p>2. How many students like red? 4 students</p> <p>3. Which color did most children choose? blue</p> <p>4. Which color did the fewest children choose? green</p>
<p>3.</p> <p>1. Which team got more than 6 votes? Cowboys</p> <p>2. How many more students like the Eagles than the Tigers? 2 students</p> <p>3. Which team got the most votes? Cowboys</p> <p>4. Which team got the fewest votes? Tigers</p>	<p>4.</p> <p>1. Which food is the favorite? pizza</p> <p>2. How many children chose tacos? 4</p> <p>3. How many children chose vegetables? 3</p>
<p>5.</p> <p>1. Which pet is the favorite? cats</p> <p>2. How many children chose dogs? 4</p> <p>3. How many children chose birds? 3</p>	<p>6.</p> <p>1. Which fruit did the fewest children choose? oranges</p> <p>2. Which fruit did most children choose? apples</p> <p>3. Which fruit got more than 4 votes? apples</p>
<p>7.</p> <p>1. Which animal got more than 3 votes? tiger</p> <p>2. How many more children chose tigers than zebras? 2</p> <p>3. How many children chose lions? 3</p>	<p>8.</p> <p>1. Which ride did most children choose? merry-go-round</p> <p>2. Which ride did the fewest children choose? swing</p> <p>3. How many more children chose the merry-go-round than the see-saw? 1</p>
<p>9.</p> <p>1. Which toy is the favorite? cars</p> <p>2. How many children chose blocks? 4</p> <p>3. How many more children chose cars than marbles? 3</p>	