

Geometry
Skill 1-16B

Make a Pattern

Directions: Draw a new pattern using the same shapes.

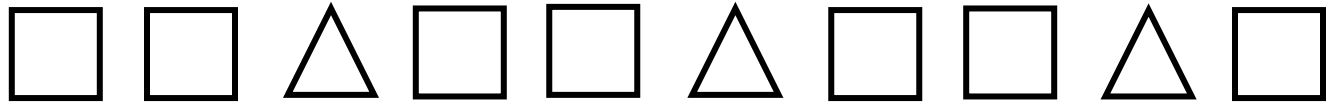
Example

Make a new pattern using the shapes below.

This pattern is triangle, square. This is called a pattern unit. This pattern unit is 2 shapes long.




This is the new pattern below. This pattern uses the same shapes as the pattern above. This pattern is square, square, triangle. This pattern unit is 3 shapes long.




Begin here. Draw the shapes below in a different pattern.

1.



2.



Geometry
Skill 1-16B

Make a Pattern

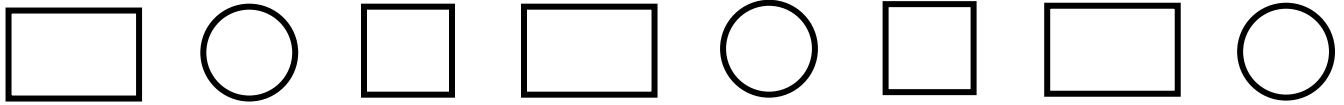
Directions: Draw a new pattern using the same shapes.

3.



| | | | | | | | | | |
|--|--|--|--|--|--|--|--|--|--|
| | | | | | | | | | |
|--|--|--|--|--|--|--|--|--|--|

4.



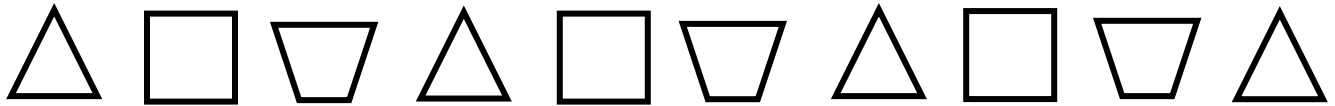
| | | | | | | | |
|--|--|--|--|--|--|--|--|
| | | | | | | | |
|--|--|--|--|--|--|--|--|

5.



| | | | | | | | | | |
|--|--|--|--|--|--|--|--|--|--|
| | | | | | | | | | |
|--|--|--|--|--|--|--|--|--|--|

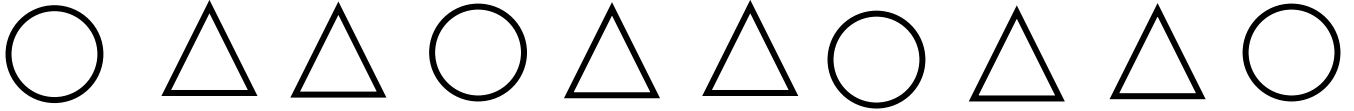
6.



| | | | | | | | | | |
|--|--|--|--|--|--|--|--|--|--|
| | | | | | | | | | |
|--|--|--|--|--|--|--|--|--|--|

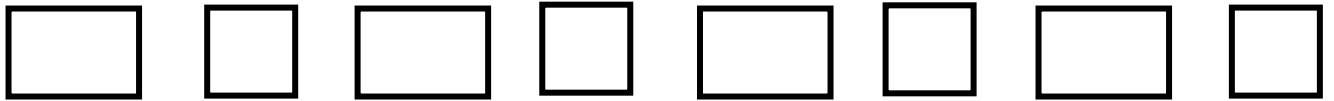
Geometry
Skill 1-16B**Make a Pattern****Directions:** Draw a new pattern using the same shapes.

7.



| | | | | | | | | | |
|--|--|--|--|--|--|--|--|--|--|
| | | | | | | | | | |
|--|--|--|--|--|--|--|--|--|--|

8.



| | | | | | | | |
|--|--|--|--|--|--|--|--|
| | | | | | | | |
|--|--|--|--|--|--|--|--|

9.



| | | | | | | | | | |
|--|--|--|--|--|--|--|--|--|--|
| | | | | | | | | | |
|--|--|--|--|--|--|--|--|--|--|

10.



| | | | | | | | | | |
|--|--|--|--|--|--|--|--|--|--|
| | | | | | | | | | |
|--|--|--|--|--|--|--|--|--|--|

Geometry
Skill 1-16B**Make a Pattern****Directions:** Draw a new pattern using the same shapes.

11.



| | | | | | | | | | |
|--|--|--|--|--|--|--|--|--|--|
| | | | | | | | | | |
|--|--|--|--|--|--|--|--|--|--|

12.



| | | | | | | | |
|--|--|--|--|--|--|--|--|
| | | | | | | | |
|--|--|--|--|--|--|--|--|

13.



| | | | | | | | | | |
|--|--|--|--|--|--|--|--|--|--|
| | | | | | | | | | |
|--|--|--|--|--|--|--|--|--|--|

14.



| | | | | | | | | | |
|--|--|--|--|--|--|--|--|--|--|
| | | | | | | | | | |
|--|--|--|--|--|--|--|--|--|--|

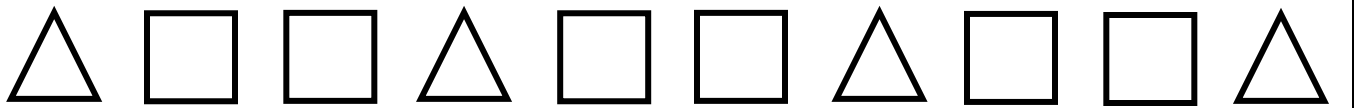
Answer Key
Skill 1-16B

There are many possible combinations. These are only examples.

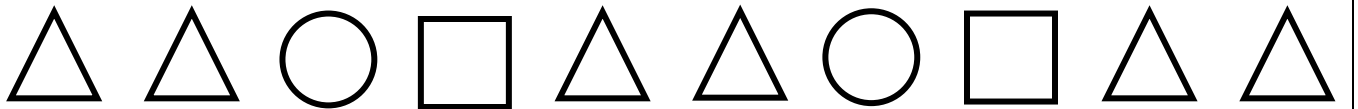
1.



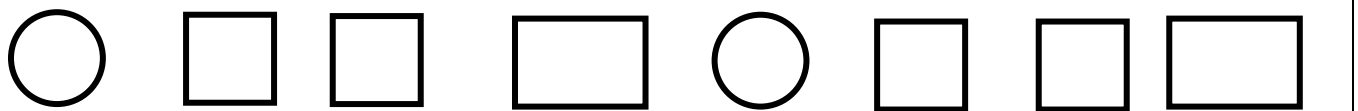
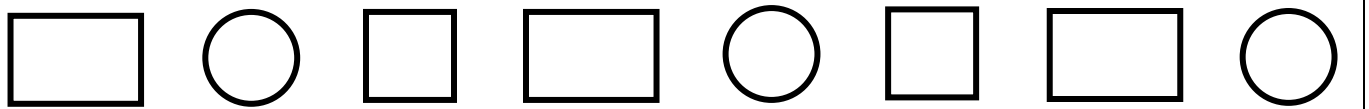
2.



3.



4.

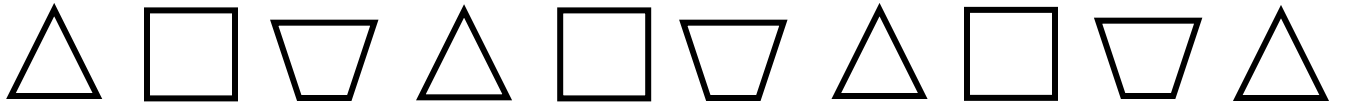


Answer Key
Skill 1-16B

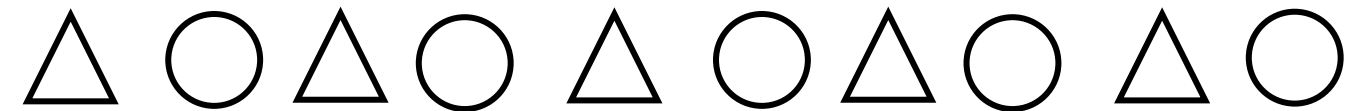
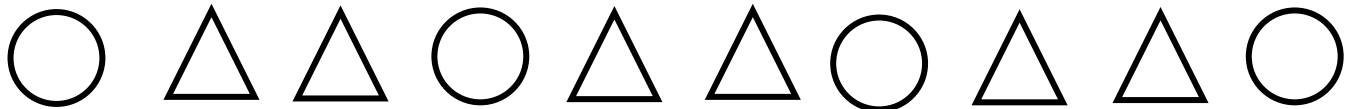
5.



6.



7.

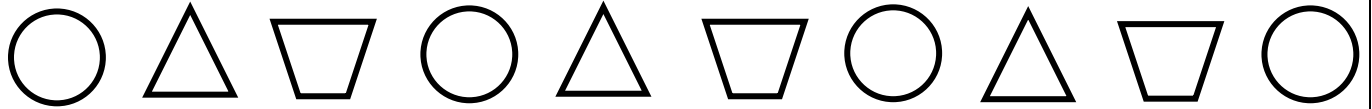


8.

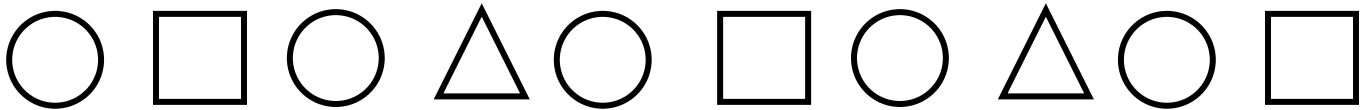
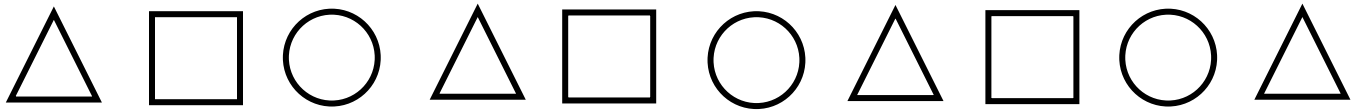


Answer Key
Skill 1-16B

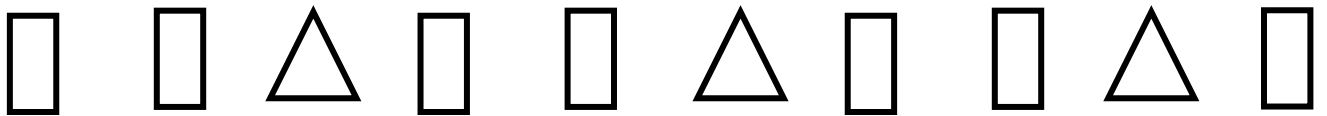
9.



10.



11.




12.



Answer Key
Skill 1-16B

13.



14.

