


Measurement  
Skill 1- 25B

**Inches: Estimate and Measure**

**Directions:** First, estimate how many inches long each pencil is. Then, use an inch ruler to measure each pencil.

1.



Estimate: about \_\_\_\_\_ inches

Measure: about \_\_\_\_\_ inches

2.



Estimate: about \_\_\_\_\_ inches

Measure: about \_\_\_\_\_ inches

3.



Estimate: about \_\_\_\_\_ inches

Measure: about \_\_\_\_\_ inches


4.



Estimate: about \_\_\_\_\_ inches

Measure: about \_\_\_\_\_ inches

5.



Estimate: about \_\_\_\_\_ inches

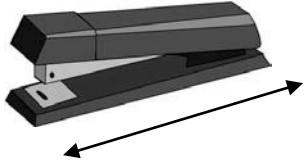
Measure: about \_\_\_\_\_ inches

Measurement  
Skill 1- 25B

**Inches**

**Directions:** First, estimate how many inches long each object is. Then, use an inch ruler to measure each pencil.

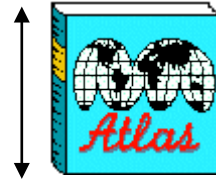
6.



Estimate: about \_\_\_\_\_ inches

Measure: about \_\_\_\_\_ inches

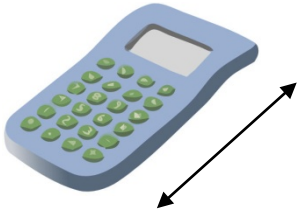
7.



Estimate: about \_\_\_\_\_ inches

Measure: about \_\_\_\_\_ inches

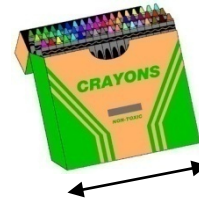
8.



Estimate: about \_\_\_\_\_ inches

Measure: about \_\_\_\_\_ inches


9.



Estimate: about \_\_\_\_\_ inches

Measure: about \_\_\_\_\_ inches

10.



Estimate: about \_\_\_\_\_ inches

Measure: about \_\_\_\_\_ inches

11.



Estimate: about \_\_\_\_\_ inches

Measure: about \_\_\_\_\_ inches

Answer Key  
Skill 1- 25B

Differences in computers and printers may cause varied results.

Pg 1

1. Measure: about 6 inches
2. Measure: about 2 inches
3. Measure: about 4 inches
4. Measure: about 3 inches
5. Measure: about 5 inches

Copyright © freemathprogram.com All rights reserved.