




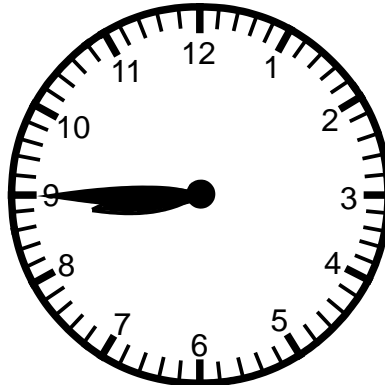


Skill 2 - 9F: Time

Read a Clock: Write Time More Than One Way

Directions: Time can be said in two different ways. Look at the each clock below and fill in the blanks below the clocks to write the time two ways.

<p>1.</p> 	<p>2.</p> 	<p>3.</p> 
<p><u>15</u> minutes after 10</p>	<p>30 minutes after _____</p>	<p>45 minutes after _____</p>
<p>quarter after <u>10</u></p>	<p>30 minutes before _____</p>	<p>15 minutes before _____</p>

<p>4.</p> 	<p>5.</p> 	<p>6.</p> 
<p>_____ minutes after 8</p>	<p>30 minutes after _____</p>	<p>45 minutes after _____</p>
<p>quarter after _____</p>	<p>30 minutes before _____</p>	<p>15 minutes before _____</p>




Name _____




Date _____

Skill 2 - 9F: Time

Read a Clock: Write Time More Than One Way

Directions: Time can be said in two different ways. Look at each clock below and fill in the blanks below the clocks to write the time two ways.

<p>7.</p> 	<p>8.</p> 	<p>9.</p> 
<p>_____ minutes after 9</p>	<p>30 minutes after _____</p>	<p>45 minutes after _____</p>
<p>quarter after _____</p>	<p>30 minutes before _____</p>	<p>15 minutes before _____</p>

<p>10.</p> 	<p>11.</p> 	<p>12.</p> 
<p>_____ minutes after 4</p>	<p>30 minutes after _____</p>	<p>45 minutes after _____</p>
<p>quarter after _____</p>	<p>30 minutes before _____</p>	<p>15 minutes before _____</p>




Name _____




Date _____

Skill 2 - 9F: Time







Read a Clock: Write Time More Than One Way

Directions: Time can be said in two different ways. Look at each clock below and fill in the blanks below the clocks to write the time two ways.







<p>13.</p> 	<p>14.</p> 	<p>15.</p> 
<p>_____ minutes after 7</p>	<p>30 minutes after _____</p>	<p>45 minutes after _____</p>
<p>quarter after _____</p>	<p>30 minutes before _____</p>	<p>15 minutes before _____</p>

<p>16.</p> 	<p>17.</p> 	<p>18.</p> 
<p>_____ minutes after 5</p>	<p>30 minutes after _____</p>	<p>45 minutes after _____</p>
<p>quarter after _____</p>	<p>30 minutes before _____</p>	<p>15 minutes before _____</p>







Answer Key
Skill 2 - 9F

1. 	2. 	3. 
<u>15</u> minutes after 10	30 minutes after <u>8</u>	45 minutes after <u>1</u>
quarter after <u>10</u>	30 minutes before <u>9</u>	15 minutes before <u>2</u>
4. 	5. 	6. 
<u>15</u> minutes after 8	30 minutes after <u>4</u>	45 minutes after <u>8</u>
quarter after <u>8</u>	30 minutes before <u>5</u>	15 minutes before <u>9</u>

Page 2

7. 	8. 	9. 
<u>15</u> minutes after 9	30 minutes after <u>11</u>	45 minutes after <u>10</u>
quarter after <u>9</u>	30 minutes before <u>12</u>	15 minutes before <u>11</u>
10. 	11. 	12. 
<u>15</u> minutes after 4	30 minutes after <u>8</u>	45 minutes after <u>3</u>
quarter after <u>4</u>	30 minutes before <u>9</u>	15 minutes before <u>4</u>

Page 3

13. 	14. 	15. 
<u>15</u> minutes after 7	30 minutes after <u>9</u>	45 minutes after <u>4</u>
quarter after <u>7</u>	30 minutes before <u>10</u>	15 minutes before <u>5</u>
16. 	17. 	18. 
<u>15</u> minutes after 5	30 minutes after <u>1</u>	45 minutes after <u>4</u>
quarter after <u>5</u>	30 minutes before <u>2</u>	15 minutes before <u>5</u>