


Print in black and white or color.

Skill 2 - 17A: Measurement

Length in Inches

Directions: About how many inches long is each object? Write your answer below.

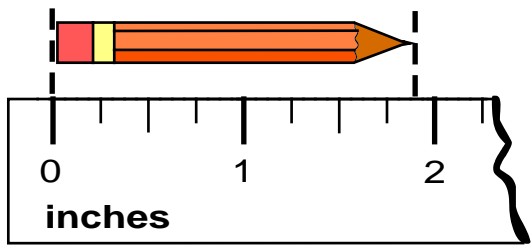
1.



The image shows two squares, A and B, placed on a ruler. Square A is pink with a black border and the letter 'A' in black. Square B is light blue with a black border and the letter 'B' in black. The ruler is marked in inches from 0 to 2, with millimeter markings. Square A starts at 0 and ends at 1. Square B starts at 1 and ends at 2.

about \_\_\_\_\_ inches long

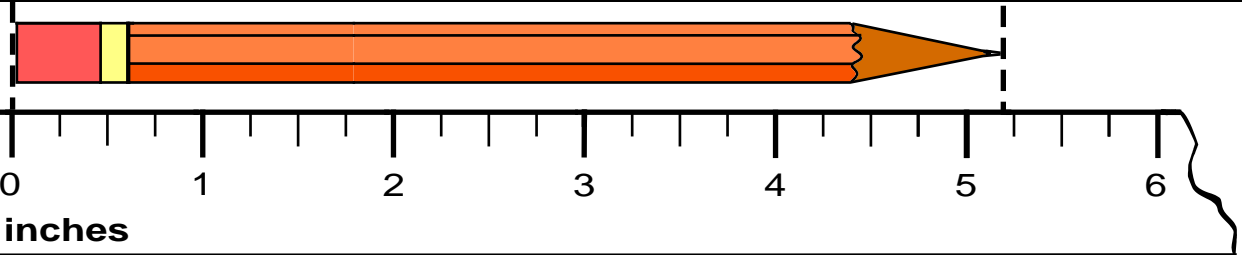
2.



The image shows a pencil on a ruler. The ruler is marked in inches from 0 to 2, with millimeter markings. The pencil starts at 0 and ends at 2.

about \_\_\_\_\_ inches long

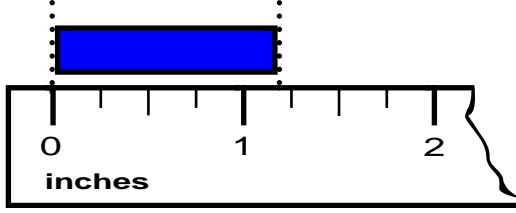
3.



The image shows a long pencil on a ruler. The ruler is marked in inches from 0 to 6, with millimeter markings. The pencil starts at 0 and ends at 5.

about \_\_\_\_\_ inches long

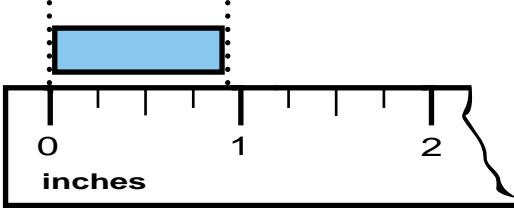
4.



The image shows a blue bar on a ruler. The ruler is marked in inches from 0 to 2, with millimeter markings. The bar starts at 0 and ends at 1.

about \_\_\_\_\_ inches long

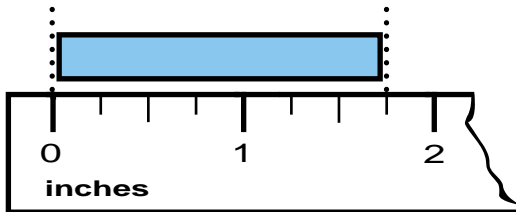
5.



The image shows a light blue bar on a ruler. The ruler is marked in inches from 0 to 2, with millimeter markings. The bar starts at 0 and ends at 1.

about \_\_\_\_\_ inches long

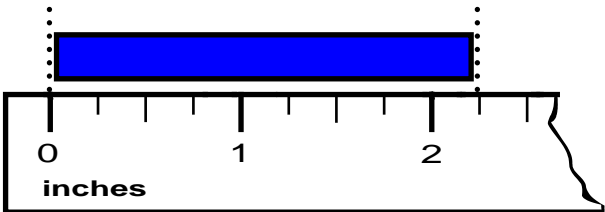
6.



The image shows a light blue bar on a ruler. The ruler is marked in inches from 0 to 2, with millimeter markings. The bar starts at 0 and ends at 1.5.

about \_\_\_\_\_ inches long

7.



The image shows a blue bar on a ruler. The ruler is marked in inches from 0 to 2, with millimeter markings. The bar starts at 0 and ends at 2.

about \_\_\_\_\_ inches long

Name \_\_\_\_\_

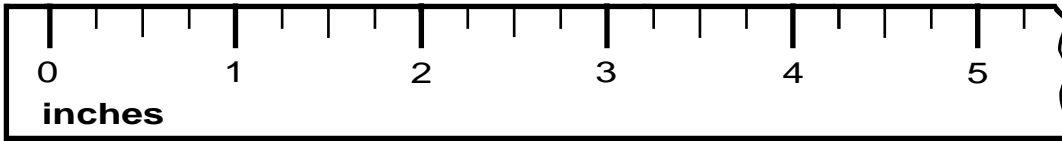
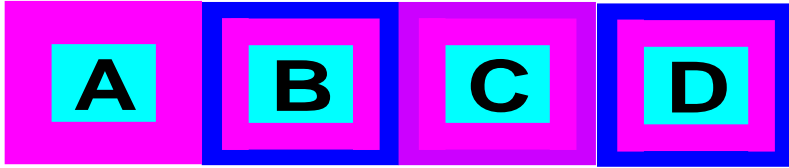
Date \_\_\_\_\_

### Skill 2 - 17A: Measurement

#### Length in Inches

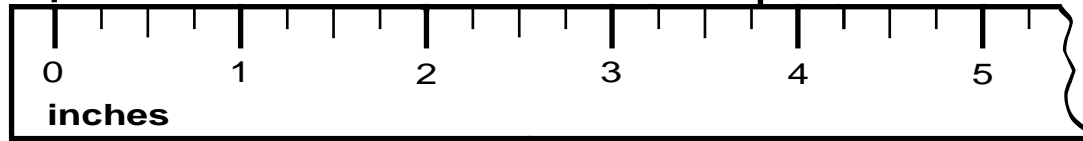
**Directions:** About how many inches long is each object? Write your answer below.

8.



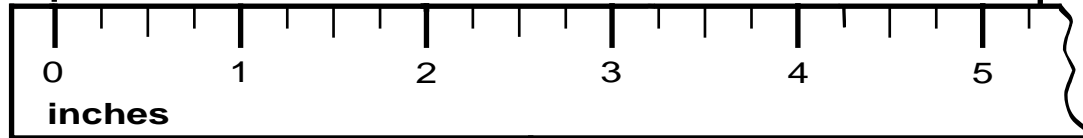
about \_\_\_\_\_ inches long

9.



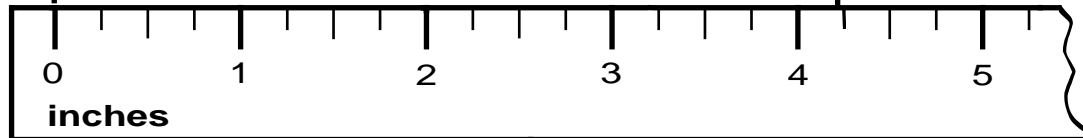
about \_\_\_\_\_ inches long

10.



about \_\_\_\_\_ inches long

11.



about \_\_\_\_\_ inches long

Name \_\_\_\_\_

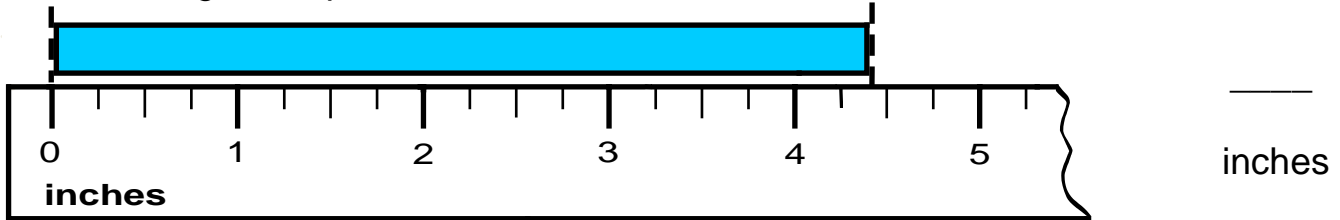
Date \_\_\_\_\_

### Skill 2 - 17A: Measurement

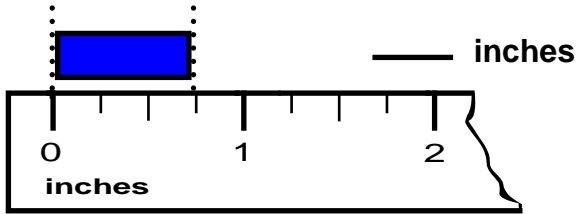
#### Length in Inches

**Directions:** About how many inches long is each object to the nearest inch?

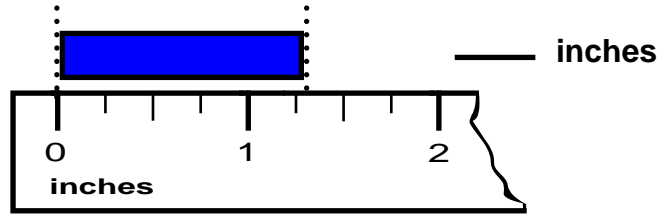
12. How long is the pencil to the nearest inch?



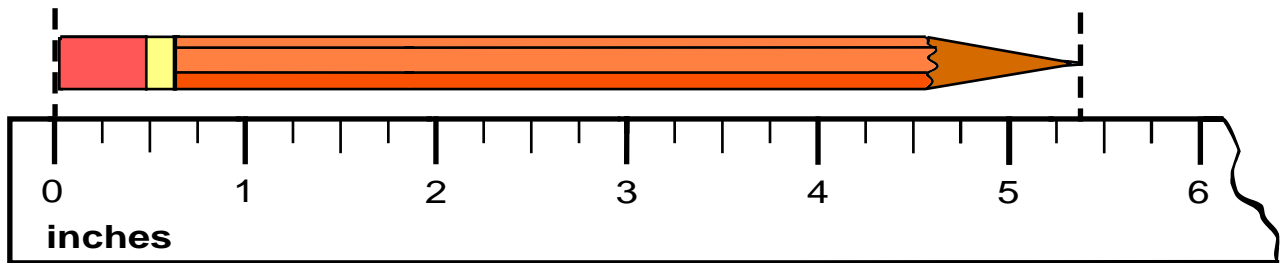
13.



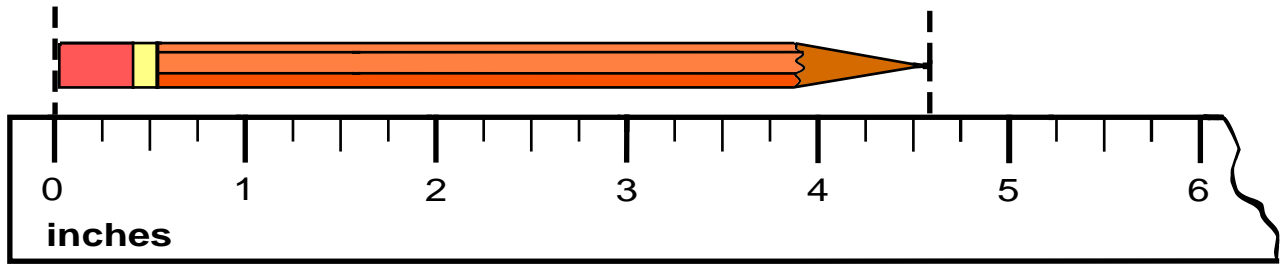
14.



15.



16.



Answer Key  
Skill 2 - 17A

Page 1

1. about 2 inches long   2. about 2 inches long   3. about 5 inches long   4. about 1 inch long  
5. about 1 inch long   6. about 2 inches long   7. about 2 inches long

Page 2

8. about 4 inches long                      9. about 3 inches long                      10. about 5 inches long  
11. about 4 inches long

Page 3

12. about 4 inches long                      13. about 1 inch long                      14. about 5 inches long  
15. about 5 inches long