











Skill 2 -17D: Measurement

Length in Centimeters

Directions: Print this page and use a centimeter ruler to measure.

1.		about _____ centimeters long
2.		about _____ centimeters long
3.		about _____ centimeters long
4.		about _____ centimeters long
5.		about _____ centimeters long
6.		about _____ centimeters long
7.		about _____ centimeters long
8.		about _____ centimeters long
9.		about _____ centimeters long
10.		about _____ centimeters long

Name _____


Date _____

Skill 2 -17D: Measurement

Length in Centimeters

Directions: Print this page and use a centimeter ruler to measure.

11.




about _____ centimeters long

12.



about _____ centimeters long

13.



about _____ centimeters long

14.



about _____ centimeters long

15.



about _____ centimeters long

16.



about _____ centimeters long

17.




about _____ centimeters long

18.



about _____ centimeters long

19.



about _____ centimeters long

20.



about _____ centimeters long

Answer Key
Skill 2 -17D

Due to printer setting differences this key may not match your answers. Note: Finding *about* how many centimeters is similar to rounding using a number line.

Page 1

1.9 2.6 3.8 4.1 5.3 6.6 7.4
8.7 9.5 10.3

Page 2

11.7 12.5 13.6 14.1 15.4 16.2 17.7
18.2 19.5 20.9