

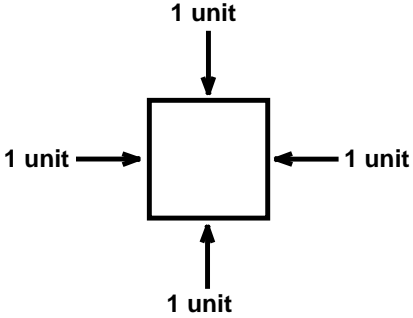
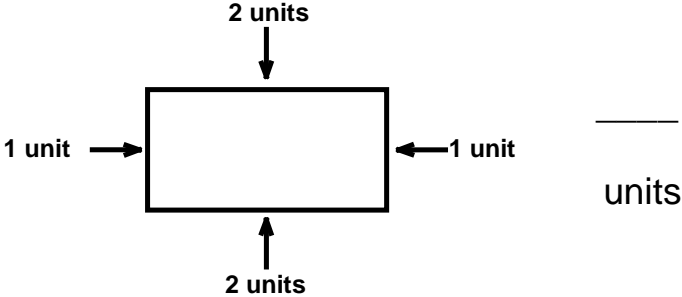
Geometry

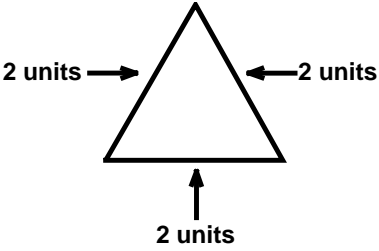
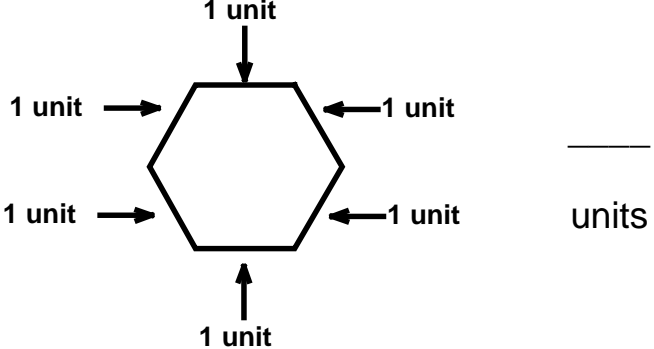
Skill 2 - 20G

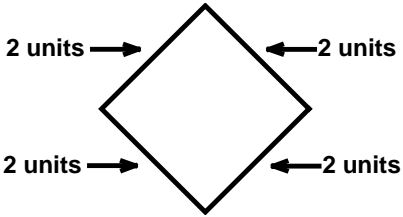
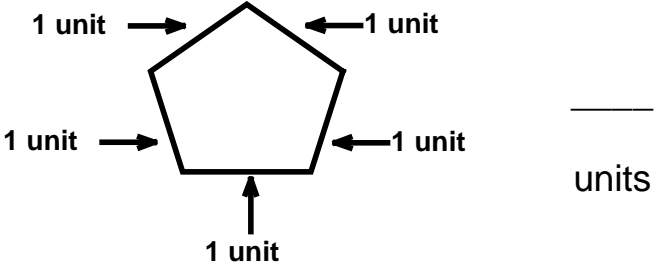
FreeMathProgram.com

Perimeter

Directions: To find the perimeter, count the number of units around each shape. Write the answer on the blank line.

1.  _____ units	2.  _____ units
--	---

3.  _____ units	4.  _____ units
--	---

5.  _____ units	6.  _____ units
--	---

Geometry

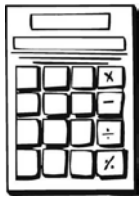
Skill 2 - 20G

FreeMathProgram.com

Perimeter

Directions: Measure real objects or similar objects. Measure each side with an inch ruler. Measure to the nearest inch. Write the measurement of each side to find the perimeter.

7.




$$\underline{\hspace{1cm}} + \underline{\hspace{1cm}} + \underline{\hspace{1cm}} + \underline{\hspace{1cm}} = \underline{\hspace{1cm}} \text{ inches}$$

8.




$$\underline{\hspace{1cm}} + \underline{\hspace{1cm}} + \underline{\hspace{1cm}} + \underline{\hspace{1cm}} = \underline{\hspace{1cm}} \text{ inches}$$

9.



$$\underline{\hspace{1cm}} + \underline{\hspace{1cm}} + \underline{\hspace{1cm}} + \underline{\hspace{1cm}} = \underline{\hspace{1cm}} \text{ inches}$$

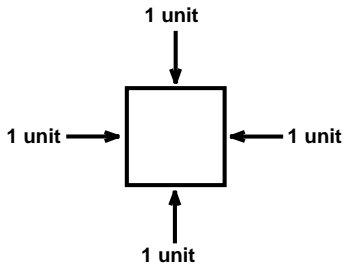
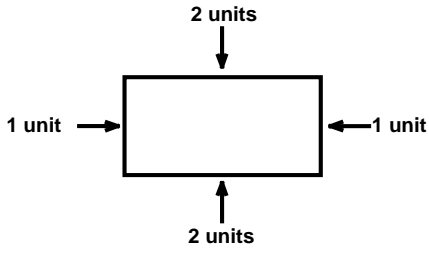
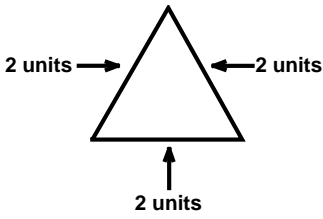
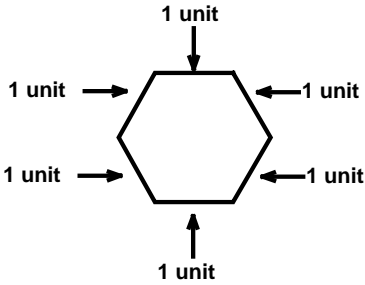
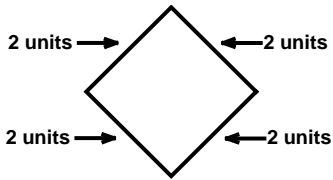
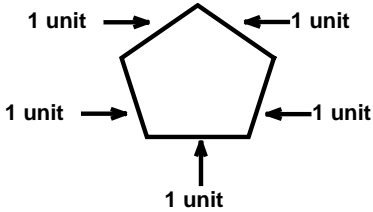
10.



$$\underline{\hspace{1cm}} + \underline{\hspace{1cm}} + \underline{\hspace{1cm}} + \underline{\hspace{1cm}} = \underline{\hspace{1cm}} \text{ inches}$$

Answer Key
Skill 2 - 20G

FreeMathProgram.com

<p>1.</p>  <p><u>4</u> units</p>	<p>2.</p>  <p><u>6</u> units</p>
<p>3.</p>  <p><u>6</u> units</p>	<p>4.</p>  <p><u>6</u> units</p>
<p>5.</p>  <p><u>8</u> units</p>	<p>6.</p>  <p><u>5</u> units</p>

Copyright © FreeMathProgram.com All rights reserved.