

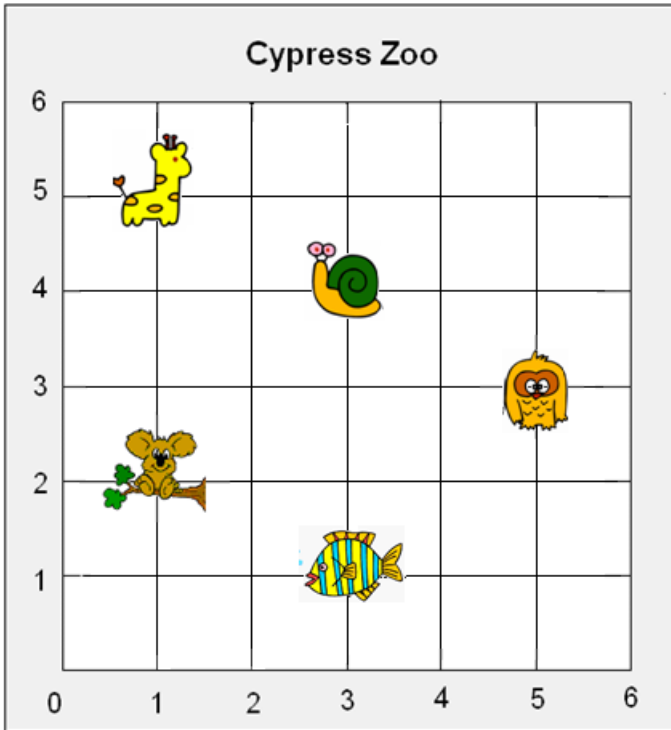
Coordinate Graphs

Skill 3 - 9H

Ordered Pairs: Locating Points on a Grid

Directions: This is a map of the Cypress Zoo. Write the ordered pairs for the location of each object.

1.



Always start at 0.
Count across.
Then count up.

a. Write the ordered pair for the location of the



(3,1)

b. Write the ordered pair for the location of the



c. Write the ordered pair for the location of the



d. Write the ordered pair for the location of the



e. Write the ordered pair for the location of the



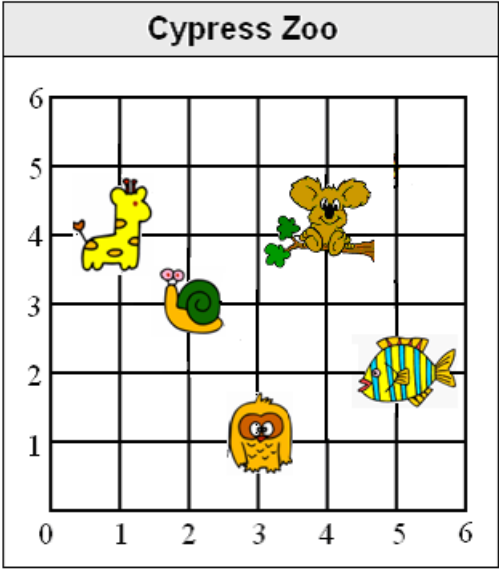





Coordinate Graphs

Skill 3 - 9H

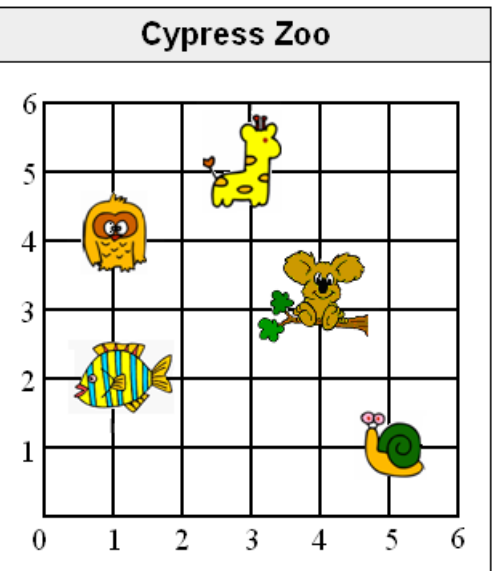





Ordered Pairs: Locating Points on a Grid

Directions: Write the ordered pairs for the location of each object.

2.

| | |
|---|---|
| <div style="text-align: center; border: 1px solid black; padding: 5px; background-color: #e0e0e0;">Cypress Zoo</div>  | <p>a. Write the ordered pair for the location of the</p>  <p>b. Write the ordered pair for the location of the</p>  <p>c. Write the ordered pair for the location of the</p>  <p>d. Write the ordered pair for the location of the</p>  <p>e. Write the ordered pair for the location of the</p>  |
|---|---|

3.

| | |
|--|--|
| <div style="text-align: center; border: 1px solid black; padding: 5px; background-color: #e0e0e0;">Cypress Zoo</div>  | <p>a. Write the ordered pair for the location of the</p>  <p>b. Write the ordered pair for the location of the</p>  <p>c. Write the ordered pair for the location of the</p>  <p>d. Write the ordered pair for the location of the</p>  <p>e. Write the ordered pair for the location of the</p>  |
|--|--|

Name _____

Date _____

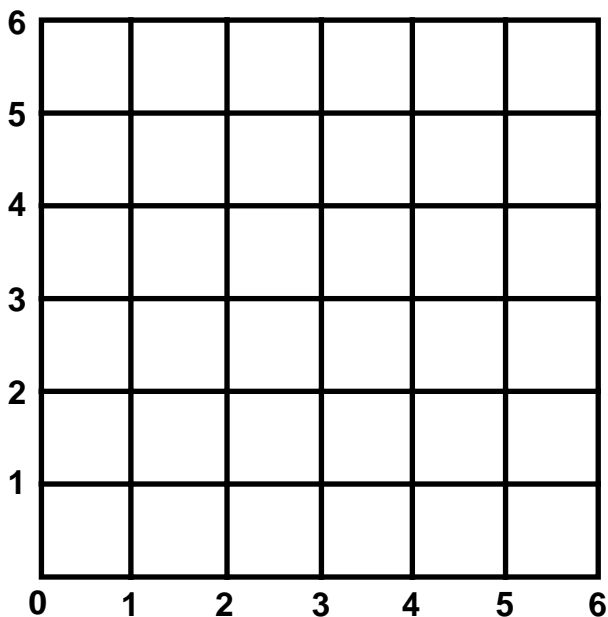
Coordinate Graphs

Skill 3 - 9H

Ordered Pairs: Locating Points on a Grid

Directions: Locate the following ordered pairs on the grid. Make a point at the location and label each with the letter that you are given.

4.



1. (2,3) **A**

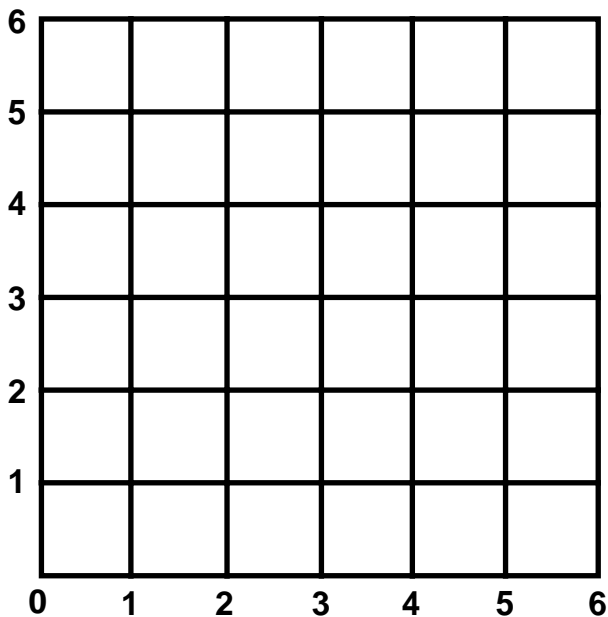
2. (4,1) **B**

3. (1,5) **C**

4. (3,5) **D**

5. (5,5) **E**

5.



1. (1,2) **A**

2. (2,4) **B**

3. (4,3) **C**

4. (5,2) **D**

5. (6,4) **E**

Name _____

Date _____

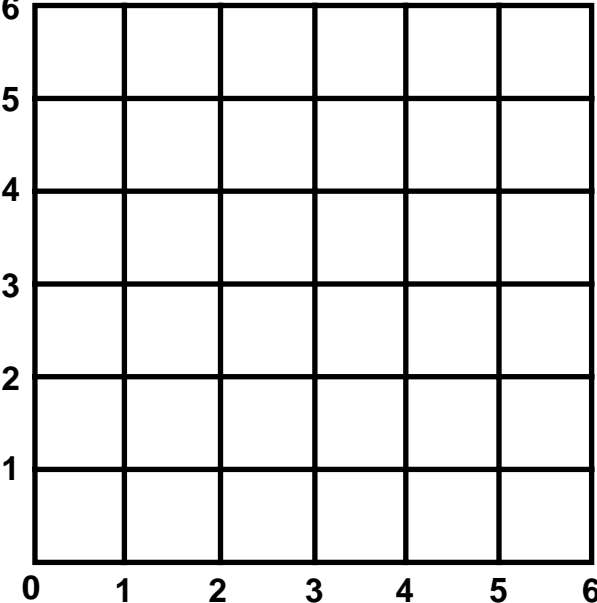
Coordinate Graphs

Skill 3 - 9H

Ordered Pairs: Locating Points on a Grid

Directions: Locate the following ordered pairs on the grid. Make a point at the location and label each with the letter that you are given.

6.



1. (1,1) **A**

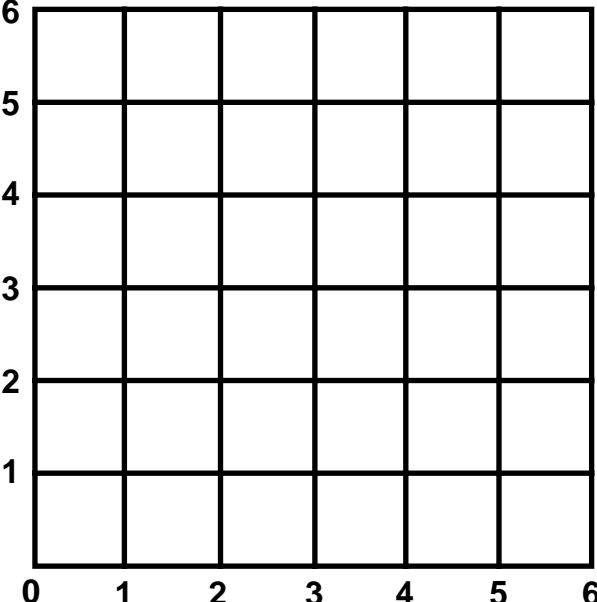
2. (2,5) **B**

3. (3,2) **C**

4. (4,4) **D**

5. (5,5) **E**

7.



1. (1,4) **A**

2. (2,3) **B**

3. (3,4) **C**

4. (4,5) **D**

5. (4,1) **E**

6. (5,3) **F**

Answer Key
Skill 3 - 9H

1. a. (3,1) b. (1,2) c. (3,4) d. (1,5) e. (5,3)
 2. a. (2,3) b. (1,4) c. (3,1) d. (5,2) e. (4,4)
 3. a. (4,3) b. (3,5) c. (5,1) d. (1,4) e. (1,2)

