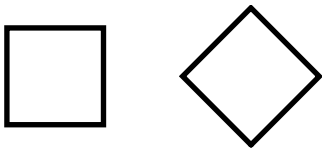
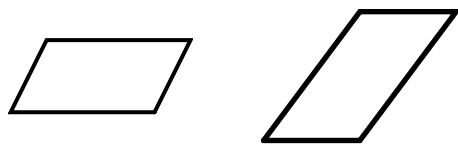
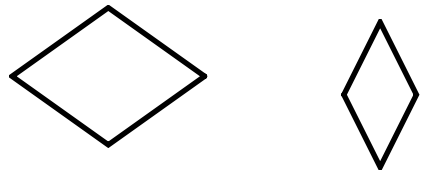


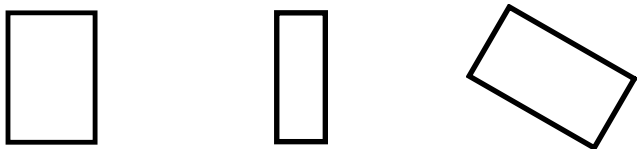
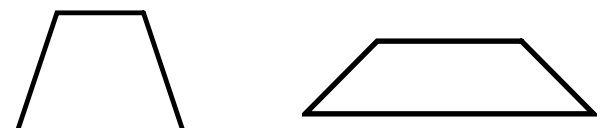
# Geometric Figures

## Skill 3 – 23G

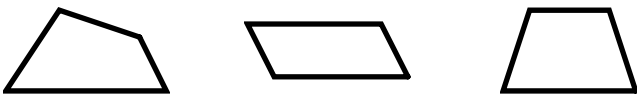

### Examples of Quadrilaterals

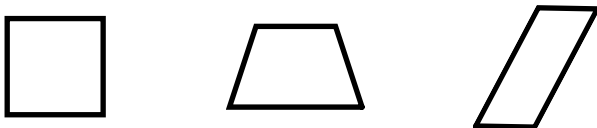

A quadrilateral is a polygon with 4 sides and 4 angles.

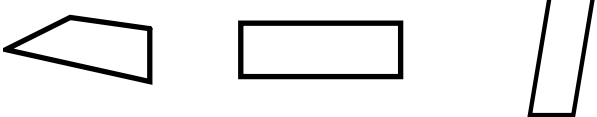
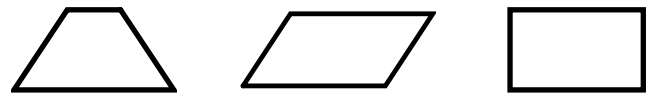
<p>Examples of Squares</p>  <p>2 pairs of parallel sides 4 equal sides 4 right angles</p>	<p>Examples of Parallelograms</p>  <p>2 pairs of parallel sides 2 pairs of equal sides</p>	<p>Examples of Rhombuses</p>  <p>2 pairs of parallel sides 4 equal sides</p>
--	---	---

<p>Examples of Rectangles</p>  <p>2 pairs of parallel sides 2 pairs of equal sides 4 right angles</p>	<p>Examples of Trapezoids</p>  <p>exactly 1 pair of parallel sides</p>
---	---

**Directions:** Circle the correct quadrilateral.


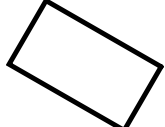

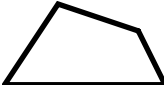









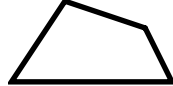








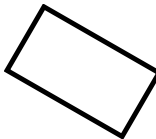



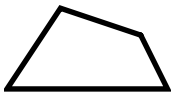


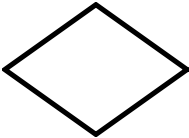
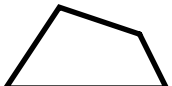







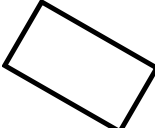





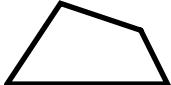



<p>1. Circle the parallelogram.</p> 	<p>2. Circle the rhombus.</p> 
---	--

<p>3. Circle the trapezoid.</p> 	<p>4. Circle the square.</p> 
---	---

<p>5. Circle the rectangle.</p> 	<p>6. Circle the trapezoid.</p> 
---	--



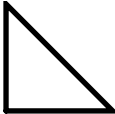
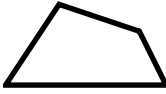
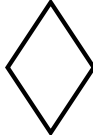
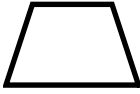
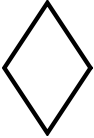




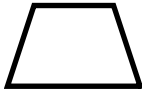
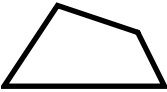

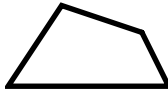




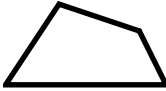

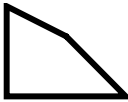
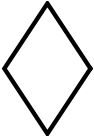
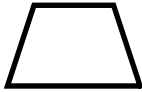


# Quadrilaterals

## Skill 3 – 23G


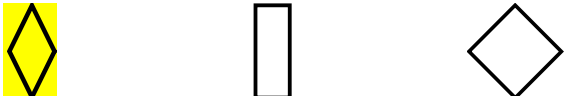



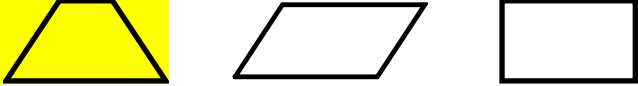
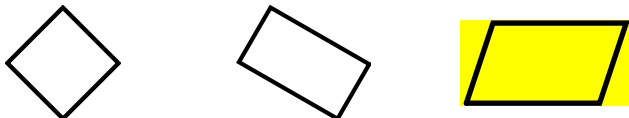

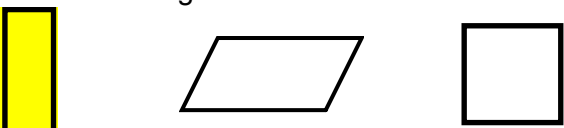
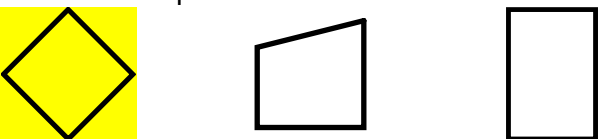
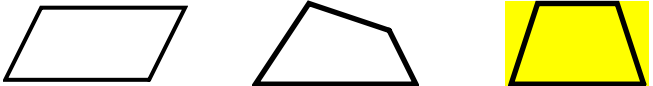

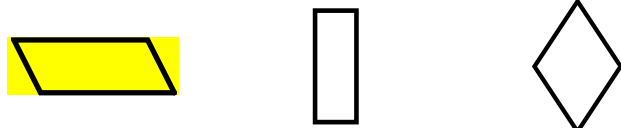


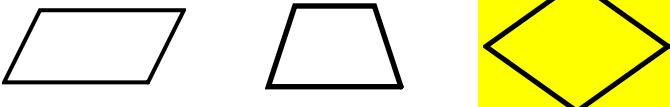


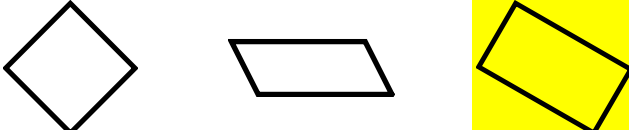

<p>7. Circle the parallelogram.</p> <div style="display: flex; justify-content: space-around; align-items: center;">    </div>	<p>8. Circle the rhombus.</p> <div style="display: flex; justify-content: space-around; align-items: center;">    </div>
<p>9. Circle the rectangle.</p> <div style="display: flex; justify-content: space-around; align-items: center;">    </div>	<p>10. Circle the square.</p> <div style="display: flex; justify-content: space-around; align-items: center;">    </div>
<p>11. Circle the trapezoid.</p> <div style="display: flex; justify-content: space-around; align-items: center;">    </div>	<p>12. Circle the rhombus.</p> <div style="display: flex; justify-content: space-around; align-items: center;">    </div>
<p>13. Circle the parallelogram.</p> <div style="display: flex; justify-content: space-around; align-items: center;">    </div>	<p>14. Circle the rectangle.</p> <div style="display: flex; justify-content: space-around; align-items: center;">    </div>
<p>15. Circle the square.</p> <div style="display: flex; justify-content: space-around; align-items: center;">    </div>	<p>16. Circle the rhombus.</p> <div style="display: flex; justify-content: space-around; align-items: center;">    </div>
<p>17. Circle the trapezoid.</p> <div style="display: flex; justify-content: space-around; align-items: center;">    </div>	<p>18. Circle the rhombus.</p> <div style="display: flex; justify-content: space-around; align-items: center;">    </div>
<p>19. Circle the rectangle</p> <div style="display: flex; justify-content: space-around; align-items: center;">    </div>	<p>20. Circle the square.</p> <div style="display: flex; justify-content: space-around; align-items: center;">    </div>
<p>21. Circle the trapezoid.</p> <div style="display: flex; justify-content: space-around; align-items: center;">    </div>	<p>22. Circle the rhombus.</p> <div style="display: flex; justify-content: space-around; align-items: center;">    </div>

## Quadrilaterals

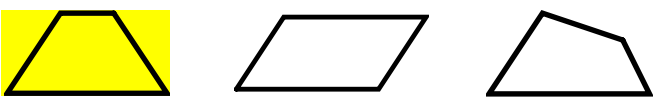
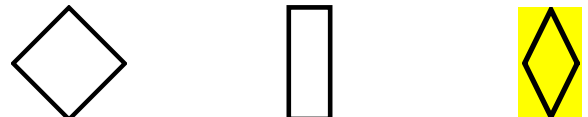

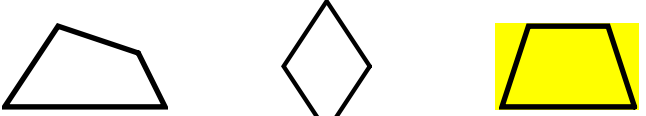
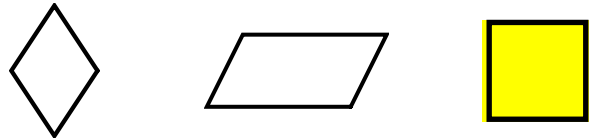


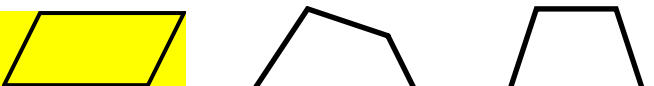


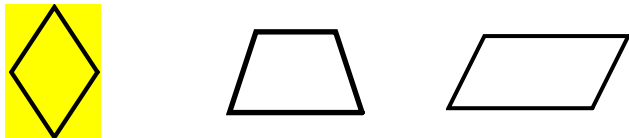


### Skill 3 – 23G

<p><b>23.</b> A quadrilateral is a polygon with 4 sides and 4 angles. Circle the quadrilateral.</p> <div style="display: flex; justify-content: space-around; align-items: center;">    </div>	<p><b>24.</b> Which quadrilateral below has exactly one pair of parallel sides?</p> <div style="display: flex; justify-content: space-around; align-items: center;">    </div>
<p><b>25.</b> Which quadrilateral below has 4 right angles?</p> <div style="display: flex; justify-content: space-around; align-items: center;">    </div>	<p><b>26.</b> Circle the statement that is true about the quadrilateral below.</p> <div style="display: flex; align-items: flex-start;">  <ul style="list-style-type: none"> <li>A. It has 4 equal sides.</li> <li>B. It has two pairs of equal sides.</li> <li>C. It has two acute angles.</li> <li>D. It has one pair of parallel sides.</li> </ul> </div>
<p><b>27.</b> Which figure has no parallel sides?</p> <div style="display: flex; justify-content: space-around; align-items: center;">    </div>	<p><b>28.</b> Which figure has two pairs of parallel sides?</p> <div style="display: flex; justify-content: space-around; align-items: center;">    </div>
<p><b>29.</b> Which quadrilateral below has no right angles?</p> <div style="display: flex; justify-content: space-around; align-items: center;">    </div>	<p><b>30.</b> Which figure is not a quadrilateral?</p> <div style="display: flex; justify-content: space-around; align-items: center;">    </div>
<p><b>31.</b> Which quadrilateral has 4 equal sides?</p> <div style="display: flex; justify-content: space-around; align-items: center;">    </div>	<p><b>32.</b> How many right angles does a square have?</p> <div style="display: flex; align-items: center; margin-top: 20px;">  <p>A square has _____ right angles.</p> </div>
<p><b>33.</b> Draw a quadrilateral that has 2 pairs of parallel sides, 4 equal sides and 4 right angles.</p>	<p><b>34.</b> Draw a quadrilateral that has 2 pairs of parallel sides, 2 pairs of equal sides and 4 right angles.</p>

Answer Key  
Skill 3 – 23G

<p>1. Circle the parallelogram.</p> 	<p>2. Circle the rhombus.</p> 
<p>3. Circle the trapezoid.</p> 	<p>4. Circle the square.</p> 
<p>5. Circle the rectangle.</p> 	<p>6. Circle the trapezoid.</p> 
<p>7. Circle the parallelogram.</p> 	<p>8. Circle the rhombus.</p> 
<p>9. Circle the rectangle.</p> 	<p>10. Circle the square.</p> 
<p>11. Circle the trapezoid.</p> 	<p>12. Circle the rhombus.</p> 
<p>13. Circle the parallelogram.</p> 	<p>14. Circle the rectangle.</p> 
<p>15. Circle the square.</p> 	<p>16. Circle the rhombus.</p> 
<p>17. Circle the trapezoid.</p> 	<p>18. Circle the rhombus.</p> 
<p>19. Circle the rectangle</p> 	<p>20. Circle the square.</p> 

Answer Key  
Skill 3 – 23G

<p>21. Circle the trapezoid.</p> 	<p>22. Circle the rhombus.</p> 
<p>23. A quadrilateral is a polygon with 4 sides and 4 angles. Circle the quadrilateral.</p> 	<p>24. Which quadrilateral below has exactly one pair of parallel sides?</p> 
<p>25. Which quadrilateral below has 4 right angles?</p> 	<p>26. Circle the statement that is true about the quadrilateral below.</p>  <p>A. It has 4 equal sides.  <b>B. It has two pairs of equal sides.</b>          C. It has two acute angles.          D. It has one pair of parallel sides.</p>
<p>27. Which figure has no parallel sides?</p> 	<p>28. Which figure has two pairs of parallel sides?</p> 
<p>29. Which quadrilateral below has no right angles?</p> 	<p>30. Which figure is not a quadrilateral?</p> 
<p>31. Which quadrilateral has 4 equal sides?</p> 	<p>32. How many right angles does a square have?</p>  <p>A square has <u>4</u> right angles.</p>
<p>33. Draw a quadrilateral that has 2 pairs of parallel sides, 4 equal sides and 4 right angles.</p> 	<p>34. Draw a quadrilateral that has 2 pairs of parallel sides, 2 pairs of equal sides and 4 right angles.</p> 