

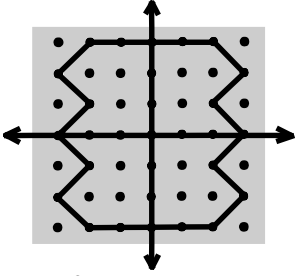
# Geometry

## Skill 3 - 24D

### Symmetry

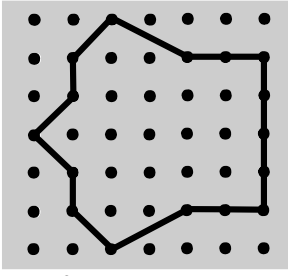
**Directions:** Follow the directions for each figure. The first one is done for you.

1. EXAMPLE



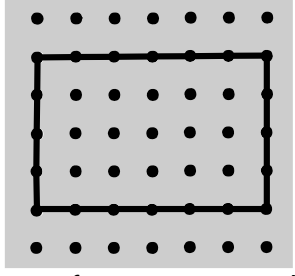
Draw 2 lines of symmetry on this figure.

2.




Draw 1 line of symmetry on this figure.

3.




Draw 2 lines of symmetry on this figure.

4.




Draw 1 line of symmetry on this figure.

5.




Draw 2 lines of symmetry on this figure.

6.



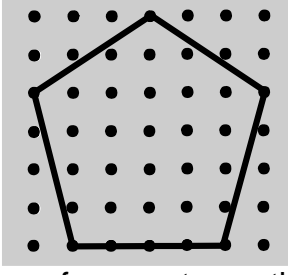
Draw 1 line of symmetry on this figure.

7.



Draw 2 lines of symmetry on this figure.

8.



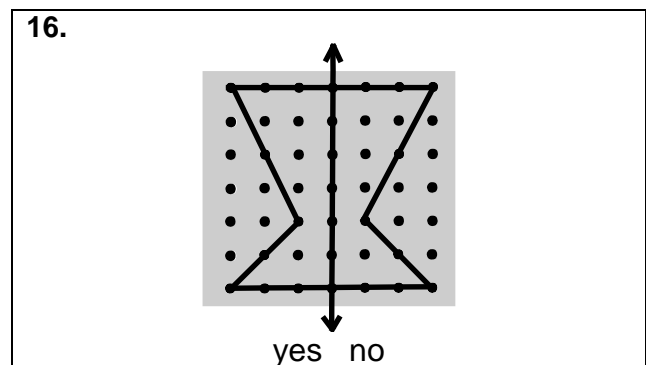
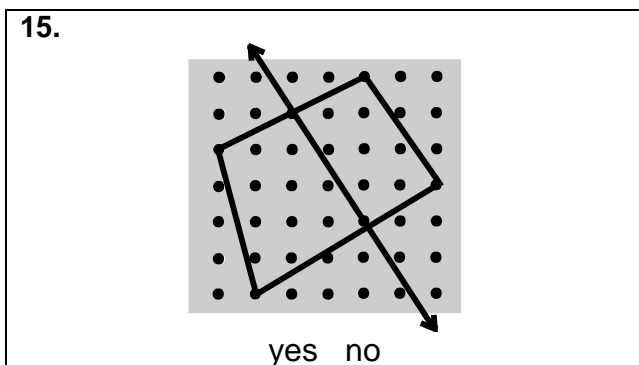
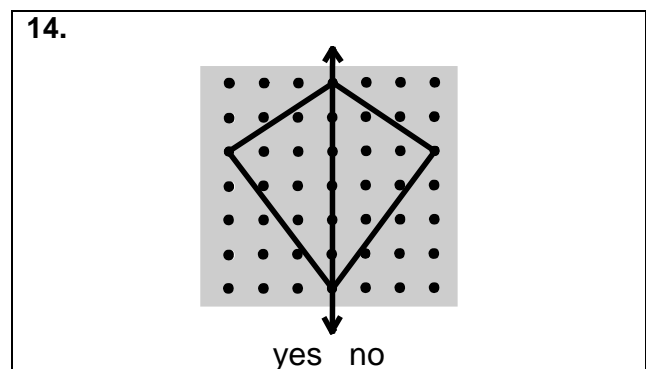
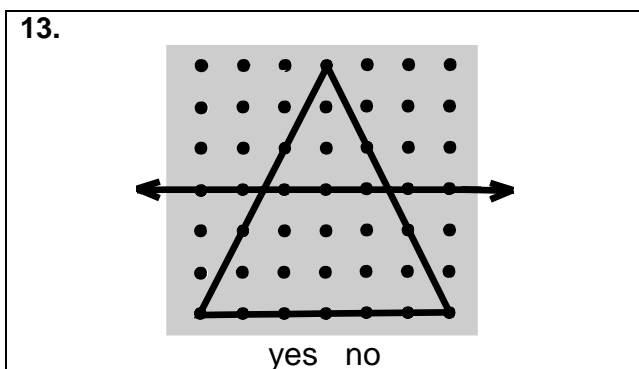
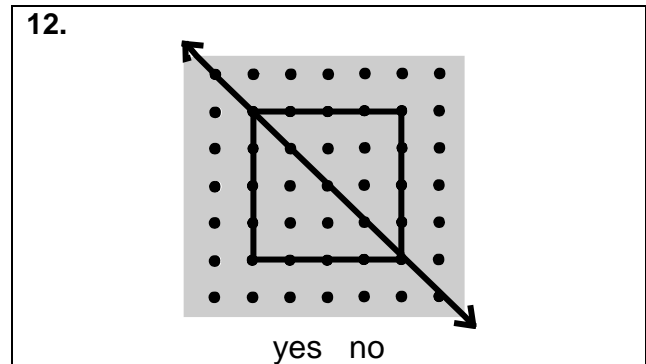
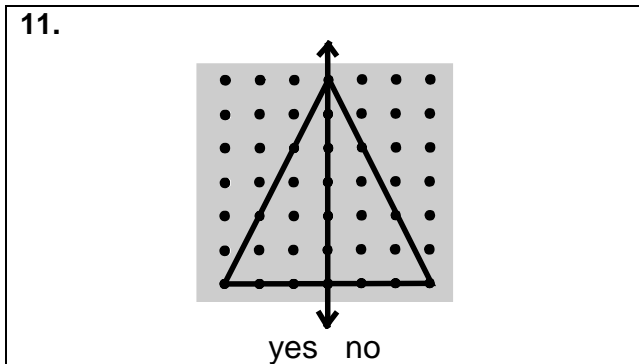
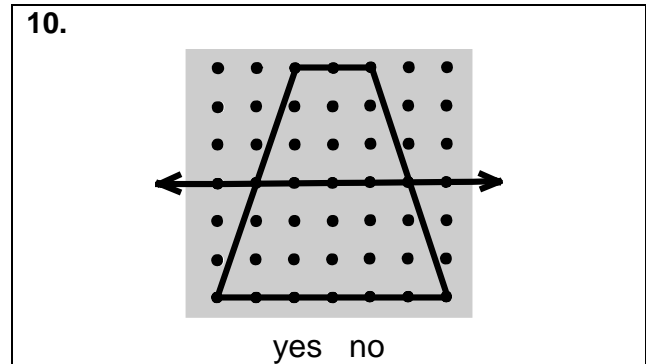
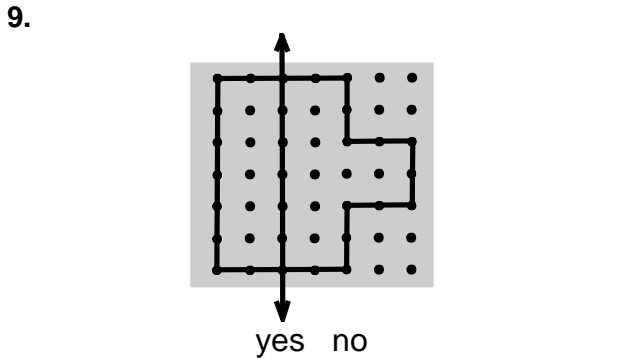
Draw 1 line of symmetry on this figure.

# Geometry

## Skill 3 - 24D

### Symmetry

**Directions:** Circle "yes" if the line drawn on the figure is a line of symmetry. Circle "no" if the line is not a line of symmetry.



Answer Key  
Skill 3 - 24D

1. EXAMPLE

Draw 2 lines of symmetry on this figure.

3.

Draw 2 lines of symmetry on this figure.

5.

Draw 2 lines of symmetry on this figure.

7.

Draw 2 lines of symmetry on this figure.

9.                   yes   no
11.                   yes   no
13.                   yes   no
15.                   yes   no

2.

Draw 1 line of symmetry on this figure.

4.

Draw 1 line of symmetry on this figure.

6.

Draw 1 line of symmetry on this figure.

8.

Draw 1 line of symmetry on this figure.

10.                   yes   no
12.                   yes   no
14.                   yes   no
16.                   yes   no