

Geometry

Skill 3 - 24I

Geometric Patterns

Directions: Fill in the blank spaces by drawing the shapes that are next in the pattern.

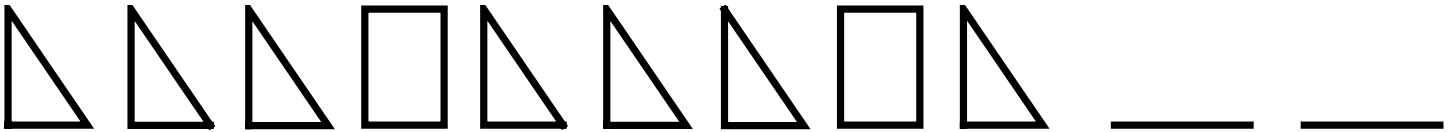
1.



2.




3.




4.



5.



6.



Geometry

Skill 3 - 24I

Geometric Patterns

Directions: Fill in the blank spaces by drawing the shapes that are next in the pattern.

7.



8.



9.



10.

Draw the missing shapes.



11.



12.



Answer Key
Skill 3 - 24I

