

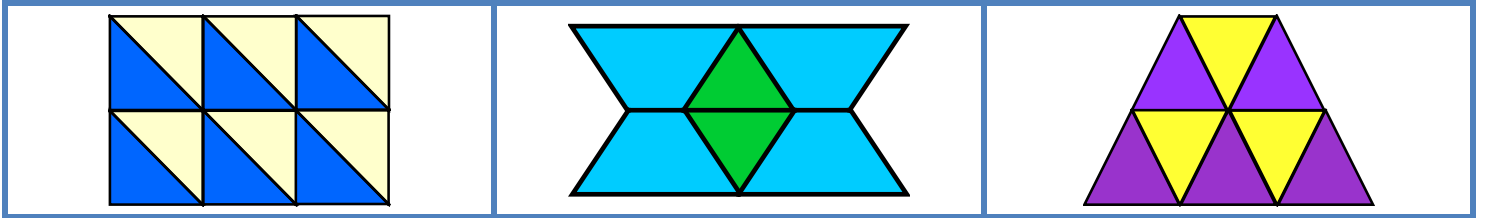
Geometry

Skill 4 - 20D

Tessellations

A pattern of shapes covering a plane with no gaps or overlays is a tessellation.

Examples of Tessellations



Directions: Do the figures make a tessellation. Write yes or no below each.

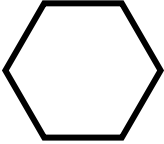
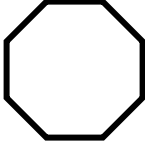
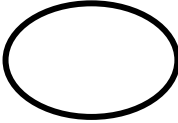
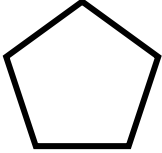



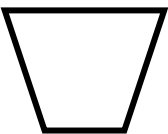
1. 	2. 	3. 	4.
5. 	6. 	7. 	8.
9. 	10. 	11. 	12.
13. 	14. 	15. 	16.
17. 	18. 	19. 	20.

MathKEY Worksheet

Grade 4: Skill 20D: Geometry

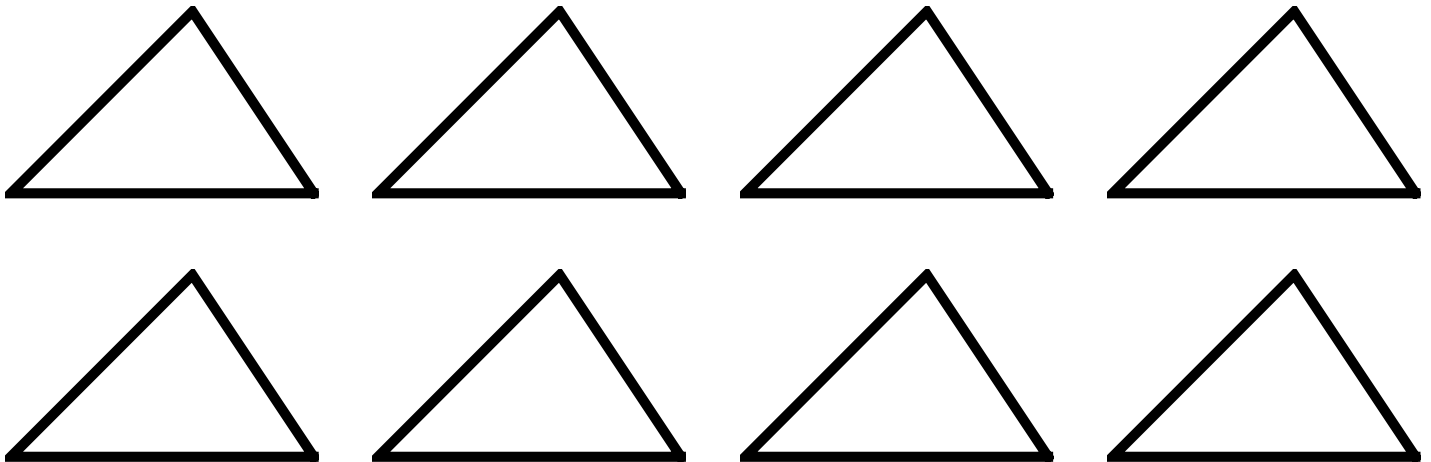
Tessellations

Directions: Look at each figure below. If you think the figure will tessellate, write "yes" or if the figure will not tessellate, write "no".

21. 	22. 	23. 	24. 
25. 	26. 	27. 	28. 

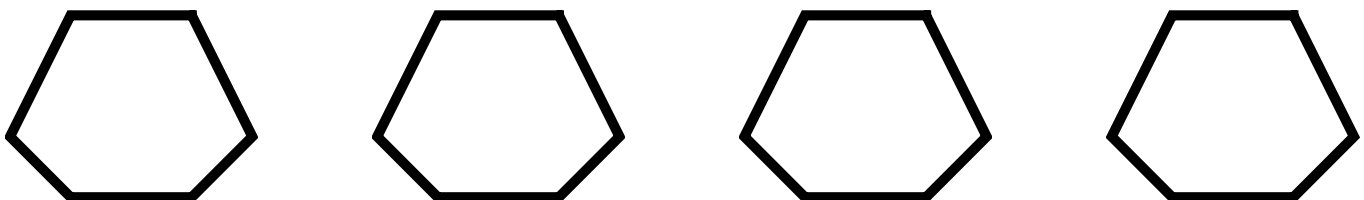
Directions: Cut the shapes out with scissors. See if they will tessellate.

29.



Directions: Cut the shapes out with scissors. See if they will tessellate. If the shapes do not tessellate, is there another shape that you could make and add to these shapes so that the shapes will tessellate?

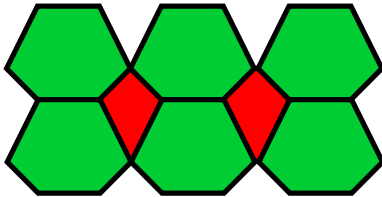
30.



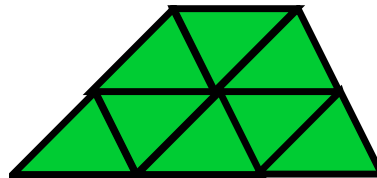
Answer Key: Skill 20D Grade 4

- | | | | | |
|---------|---------|---------|--------|---------|
| 1. no | 2. yes | 3. yes | 4. no | 5. yes |
| 6. no | 7. no | 8. no | 9. yes | 10. yes |
| 11. yes | 12. yes | 13. yes | 14. no | 15. no |
| 16. no | 17. no | 18. yes | 19. no | 20. yes |
| 21. yes | 22. no | 23. no | 24. no | 25. yes |
| 26. yes | 27. yes | 28. yes | | |

29.



30.



Copyright © FreeMathProgram.com All rights reserved.