

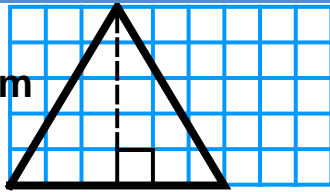
Area: Skill 5 - 22D

Area of Triangles

Area is the number of square units needed to cover the surface inside of a figure.

Find the area of a triangle.

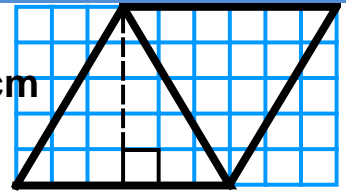
height = 5 cm



base = 6 cm

This triangle has a base of 6 cm and a height of 5 cm. How can you determine the area of the triangle?

height = 5 cm

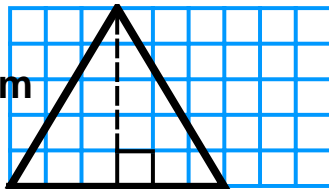


base = 6 cm

Two identical triangles can fit together to form a parallelogram. The formula to find the area of a parallelogram is $A = b \times h$. (area = base times height) The model shows two congruent triangles forming a parallelogram. So, one triangle is $\frac{1}{2}$ of the area of the parallelogram. The formula to find the area of a triangle is $A = \frac{1}{2} \times \text{base} \times \text{height}$.

Find the area of the triangle.

height = 5 cm



base = 6 cm

Area = $\frac{1}{2}$ x base times height.

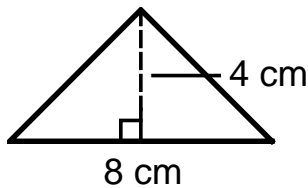
$$A = \frac{1}{2} \times 6 \times 5$$

$$A = 15 \text{ cm}^2$$

The area is 15 cm²

Directions: Find the area of each figure. The first one is done for you. Write your answers like the answer in problem number 1 below.

1.



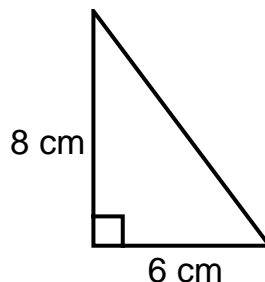
$$A = \frac{1}{2} \times b \times h$$

$$A = \frac{1}{2} \times 8 \times 4$$

$$A = 16 \text{ cm}^2$$

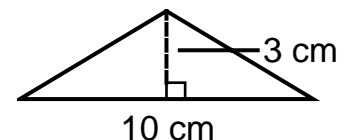
the area is 16 cm²

2.



the area is _____

3.



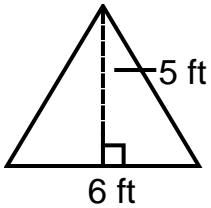
the area is _____

Area: Skill 5 - 22D

Area of Triangles

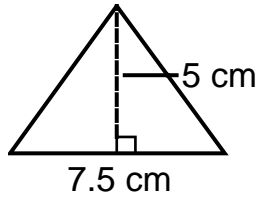
Directions: Find the area of each figure.

4.



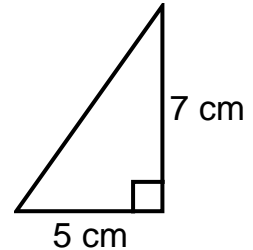
the area is _____

5.



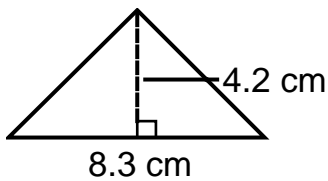
the area is _____

6.



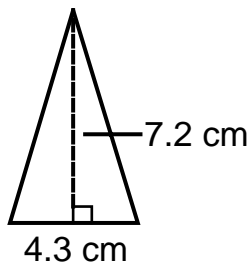
the area is _____

7.



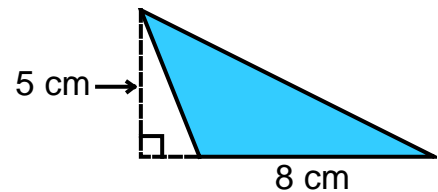
the area is _____

8.



the area is _____

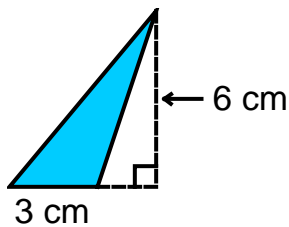
9.



The dashed lines are added to show the height of the triangle. The triangle is shaded so that the dashed lines do not look like part of the triangle. Finding the area is the same as the previous problems. The answer is $A = \frac{1}{2} \times b \times h$

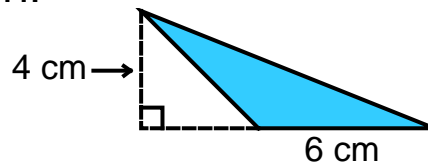
$$A = \frac{1}{2} \times 8 \times 5 = 20 \text{ cm}^2$$

10.



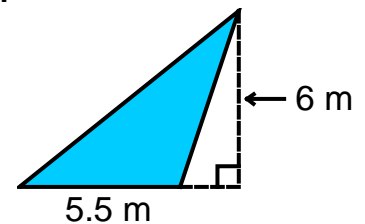
the area is _____

11.



the area is _____

12.



the area is _____

Answer Key Skill 22D Grade 5

- | | | | | |
|-------------------------|--------------------------|--------------------------|-----------------------|--------------------------|
| 1. 16 cm ² | 2. 24 cm ² | 3. 15 cm ² | 4. 15 cm ² | 5. 18.75 cm ² |
| 6. 17.5 cm ² | 7. 17.43 cm ² | 8. 15.48 cm ² | 9. 20 cm ² | 10. 9 cm ² |
| 11. 12 cm ² | 12. 16.5 m ² | | | |