

### Skill 2 - 6D: Order Numbers

#### Find the Missing Number to 100 Using a Number Line

**Directions:** Write the missing number in the box below the number line.

**Examples**

65  67

80 81

98 99

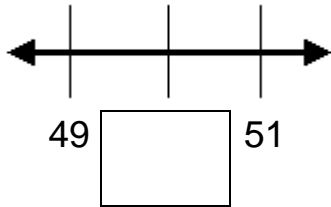
- |   |   |   |
|---|---|---|
| <p>1.</p> <p>79 <input style="width: 40px; height: 20px;" type="text"/> 81</p>  | <p>2.</p> <p><input style="width: 40px; height: 20px;" type="text"/> 61 62</p>  | <p>3.</p> <p>53 54 <input style="width: 40px; height: 20px;" type="text"/></p>  |
| <p>4.</p> <p>86 <input style="width: 40px; height: 20px;" type="text"/> 88</p>  | <p>5.</p> <p><input style="width: 40px; height: 20px;" type="text"/> 92 93</p>  | <p>6.</p> <p>71 72 <input style="width: 40px; height: 20px;" type="text"/></p>  |
| <p>7.</p> <p>59 <input style="width: 40px; height: 20px;" type="text"/> 61</p>  | <p>8.</p> <p><input style="width: 40px; height: 20px;" type="text"/> 60 61</p>  | <p>9.</p> <p>84 85 <input style="width: 40px; height: 20px;" type="text"/></p>  |
| <p>10.</p> <p>89 <input style="width: 40px; height: 20px;" type="text"/> 91</p> | <p>11.</p> <p><input style="width: 40px; height: 20px;" type="text"/> 70 71</p> | <p>12.</p> <p>77 78 <input style="width: 40px; height: 20px;" type="text"/></p> |

## Skill 2 - 6D: Order Numbers

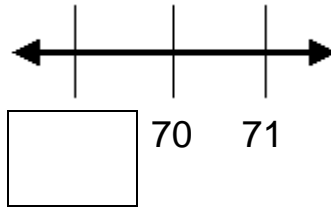
## Find the Missing Number to 100 Using a Number Line

**Directions:** Write the missing number in the box below the number line.

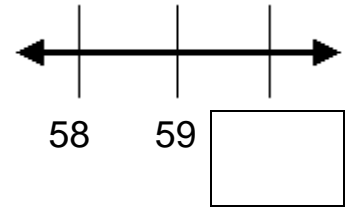
13.



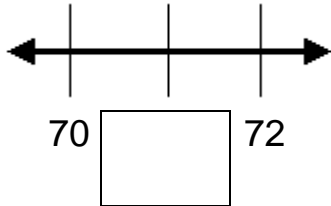
14.



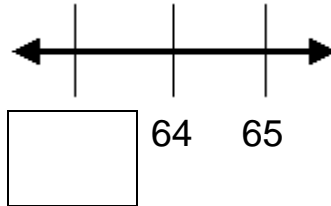
15.



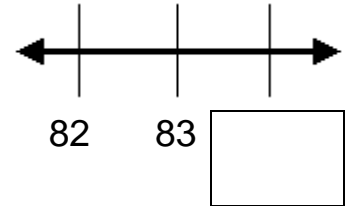
16.



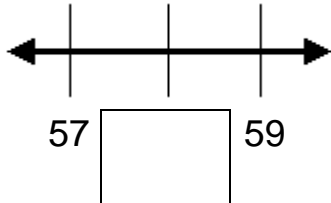
17.



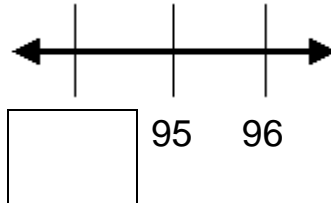
18.



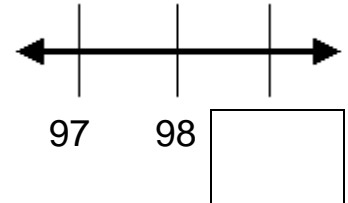
19.



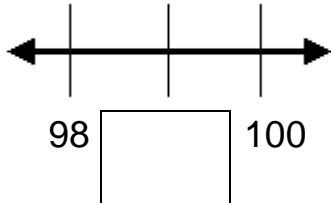
20.



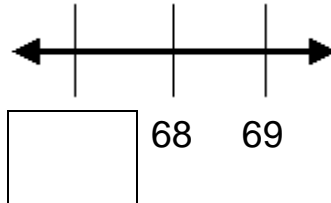
21.



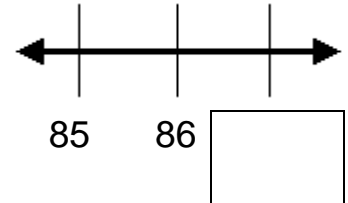
22.



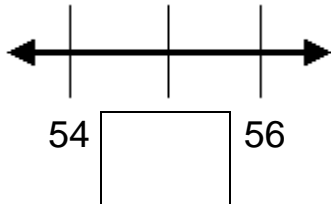
23.



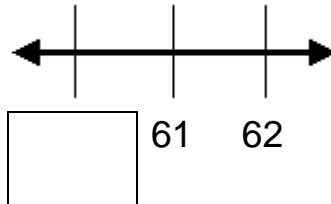
24.



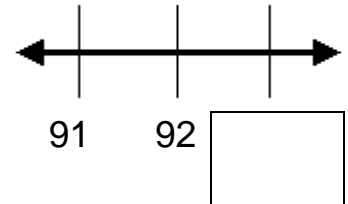
25.



26.



27.

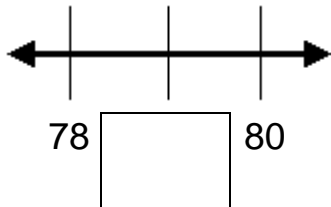


## Skill 2 - 6D: Order Numbers

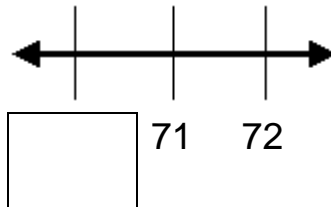
## Find the Missing Number to 100 Using a Number Line

**Directions:** Write the missing number in the box below the number line.

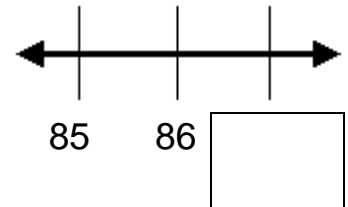
28.



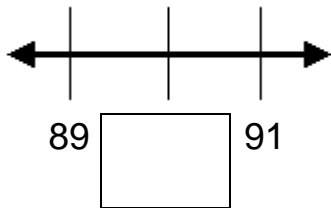
29.



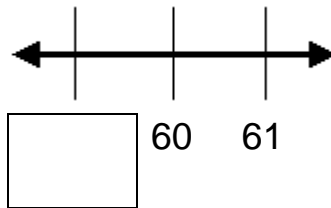
30.



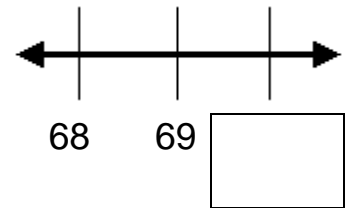
31.



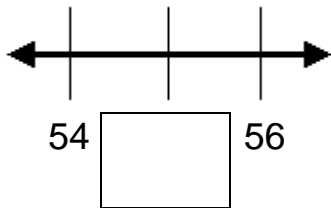
32.



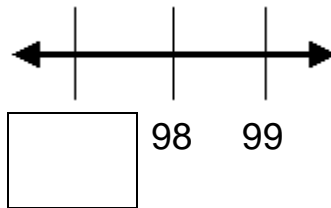
33.



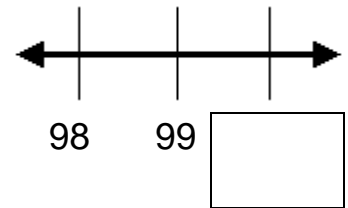
34.



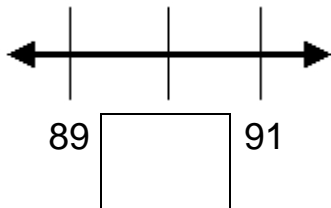
35.



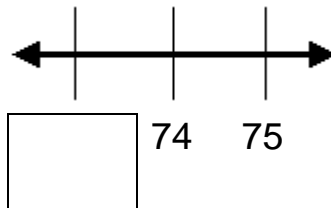
36.



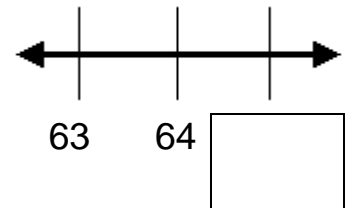
37.



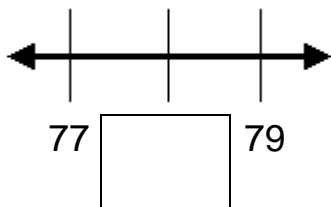
38.



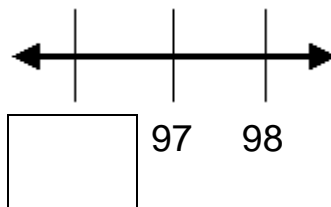
39.



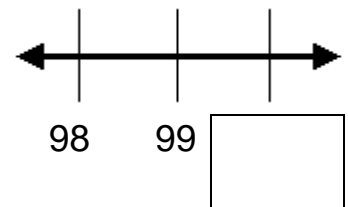
40.



41.



42.



Answer Key  
Skill 2 - 6D

<b>1.80</b>	<b>2. 60</b>	<b>3. 55</b>	<b>4. 87</b>	<b>5. 91</b>	<b>6. 73</b>
<b>7. 60</b>	<b>8. 59</b>	<b>9. 86</b>	<b>10. 90</b>	<b>11. 69</b>	<b>12. 79</b>

Page 2

<b>13. 50</b>	<b>14. 69</b>	<b>15. 60</b>	<b>16. 71</b>	<b>17. 63</b>	<b>18. 84</b>
<b>19. 58</b>	<b>20. 94</b>	<b>21. 99</b>	<b>22. 99</b>	<b>23. 67</b>	<b>24. 87</b>
<b>25.55</b>	<b>26. 60</b>	<b>27. 93</b>			

Page 3

<b>28. 79</b>	<b>29. 70</b>	<b>30. 87</b>	<b>31. 90</b>	<b>32. 59</b>	<b>33. 70</b>
<b>34. 55</b>	<b>35. 97</b>	<b>36. 100</b>	<b>37. 90</b>	<b>38. 73</b>	<b>39. 65</b>
<b>40.78</b>	<b>41. 96</b>	<b>43. 100</b>			