




Skill 2 - 8E: Money

Use the Fewest Coins

Directions: Count the value of coins below. Write their total value on the line below the coins. Then, in the box on the right, draw coins that will show the same amount of money using the fewest number of coins. (Note to teacher: due to very low circulation of the half dollar we do not recommend that the student use it as part of the answer)


Example




15 ¢

1.



¢

2.



¢

Name _____


Date _____

Skill 2 - 8E: Money


Use the Fewest Coins

Directions: Count the value of coins below. Write their total value on the line below the coins. Then, in the box on the right, draw coins that will show the same amount of money using the fewest number of coins.


3.

 <hr data-bbox="321 856 565 865"/> ¢	
--	--

4.

 <hr data-bbox="321 1222 565 1230"/> ¢	
---	--

5.

 <hr data-bbox="321 1747 565 1755"/> ¢	
--	--

Skill 2 - 8E: Money


Use the Fewest Coins

Directions: Count the value of coins below. Write their total value on the line below the coins. Then, in the box on the right, draw coins that will show the same amount of money using the fewest number of coins.


6.

 <p style="text-align: center;">_____ ¢</p>	
---	--

7.

 <p style="text-align: center;">_____ ¢</p>	
--	--

8.

 <p style="text-align: center;">_____ ¢</p>	
---	--

Skill 2 - 8E: Money


Use the Fewest Coins

Directions: Count the value of coins below. Write their total value on the line below the coins. Then, in the box on the right, draw coins that will show the same amount of money using the fewest number of coins.


9.

	
<hr style="width: 20%; margin: 0 auto;"/> ¢	

10.

	
<hr style="width: 20%; margin: 0 auto;"/> ¢	

11.

	
<hr style="width: 20%; margin: 0 auto;"/> ¢	

Name _____



Date _____

Skill 2 - 8E: Money



Use the Fewest Coins

Directions: Count the value of coins below. Write their total value on the line below the coins. Then, in the box on the right, draw coins that will show the same amount of money using the fewest number of coins.



12.

 <hr/> 	
--	--

13.

 <hr/> 	
---	--

14.

 <hr/> 	
--	--

Answer Key
Skill 2 - 8E

Page 1

1. 1 dime and 1 nickel 2. 2 dimes

Page 2

3. 1 quarter and 1 dime 4. 1 quarter 5. 2 dimes

Page 3

6. 1 quarter and 1 nickel 7. 2 quarters and 1 dime 8. 2 quarters

Page 4

9. 1 quarter and 1 dime 10. 3 quarters 11. 4 quarters

Page 5

12. 1 quarter, 1 dime and 1 nickel 13. 1 quarter and 1 nickel 14. 1 quarter