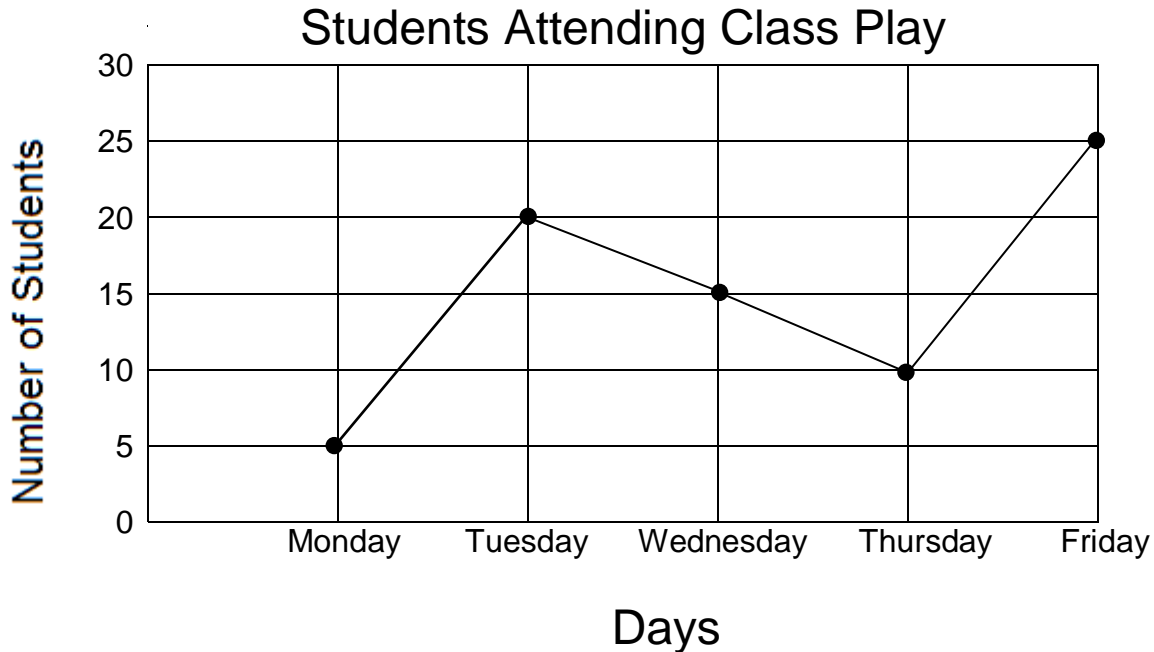


Skill 2 -11D: Graphs: Using Data

Read a Line Graph

Directions: Use the line graph to answer the questions below.



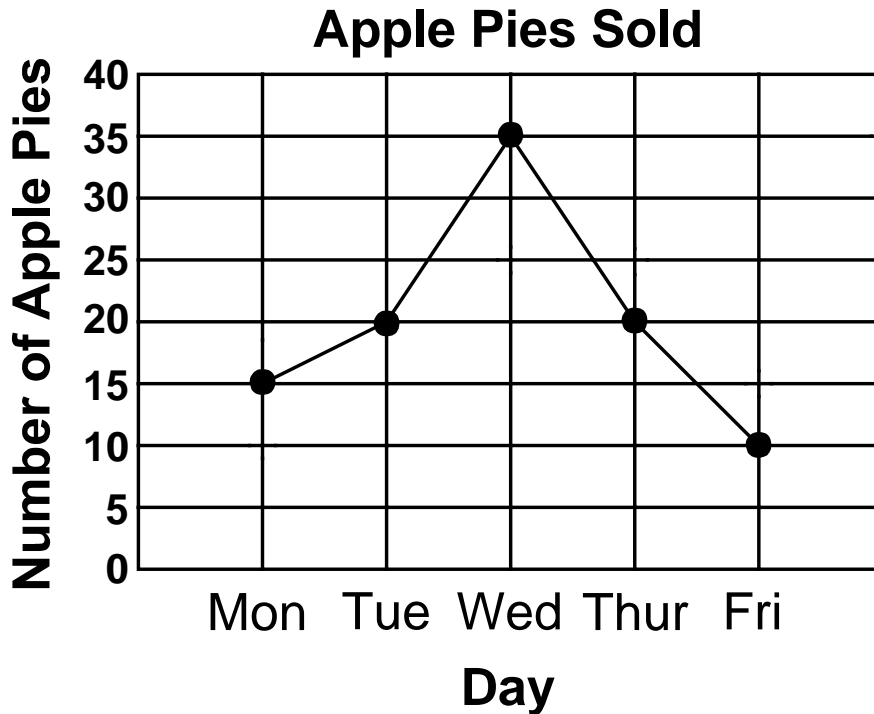
1. How many students went to the class play on Monday? _____
2. How many students went to the class play on Wednesday? _____
3. On which day did the least number of students go to the play? _____
4. On which day did the most students go to the play? _____
5. How many more students were at the play on Friday than on Monday?

6. How many fewer students were at the play on Wednesday than on Tuesday?

Skill 2 -11D: Graphs: Using Data

Read a Line Graph

Directions: Use the line graph to answer the questions below.



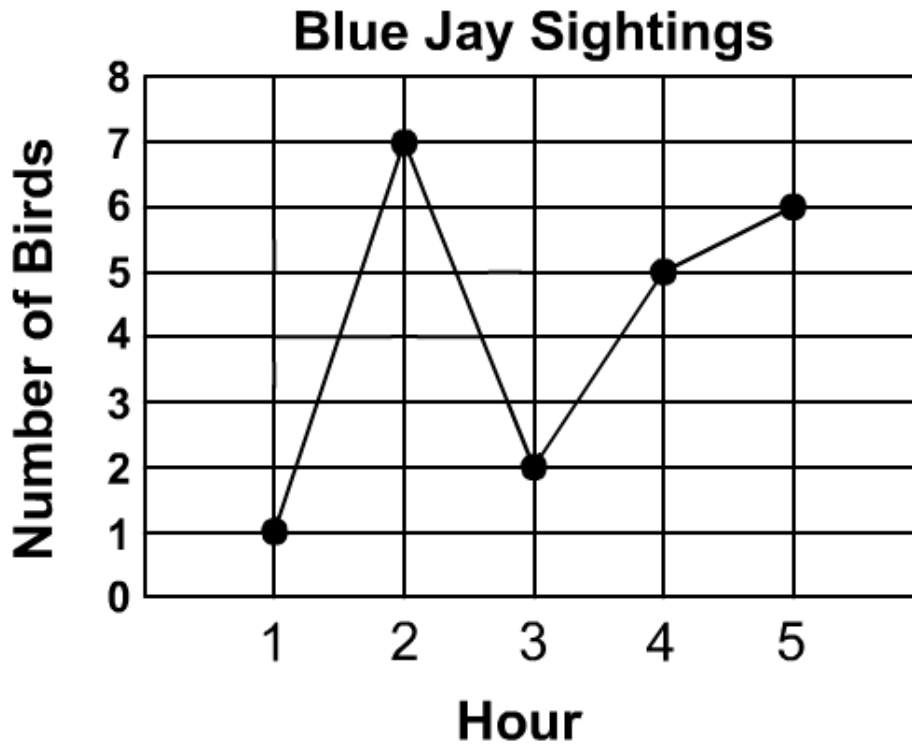
A bake sale was held at school. Lena recorded the apple pie sales on this line graph.

1. How many apple pies were sold on Monday? _____
2. How many apple pies were sold on Thursday? _____
3. On which day were the most apple pies sold? _____
4. How many more apple pies were sold on Tuesday than on Friday? _____
5. On which day were the least number of apple pies sold? _____
6. How many fewer apple pies were sold on Thursday than on Wednesday? _____

Skill 2 -11D: Graphs: Using Data

Read a Line Graph

Directions: Use the line graph to answer the questions below.



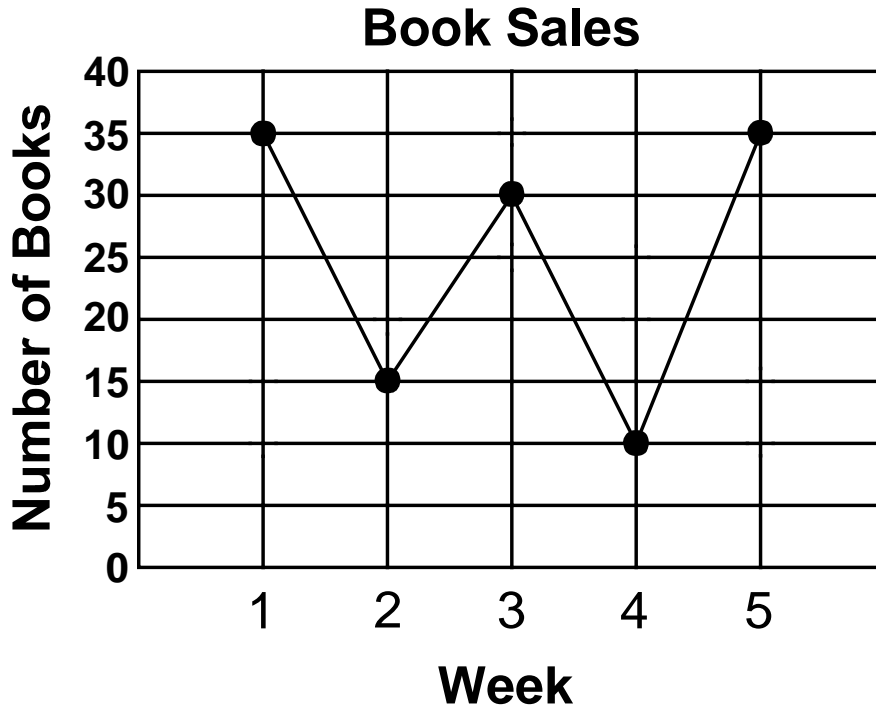
Fred’s class went to a bird refuge to bird watch. They kept track of many different species of birds. Fred is interested in the blue jay and made this line graph of the number of blue jays that were spotted each hour.

- 1. How many blue jays were sighted in hour number 5? _____
- 2. How many blue jays were sighted in hour number 3? _____
- 3. During which hour were the most blue jays seen? _____
- 4. During which hour were the least number of blue jays seen? _____
- 5. How many more blue jays were seen in hour 5 than in hour 3? _____
- 6. Between which 2 hours is the largest increase in sightings on the line graph? _____

Skill 2 -11D: Graphs: Using Data

Read a Line Graph

Directions: Use the line graph to answer the questions below.



Colton’s class had a used book sale for 5 weeks to raise money. He recorded the results at the end of each week.

1. How many books were sold in week 4? _____
2. How many books were sold in week 3? _____
3. During which week were the least books sold? _____
4. During which two weeks were an equal number of books sold? _____
5. How many more books were sold in week 5 than in week 2? _____
6. How many fewer books were sold in week 4 than week 5? _____
7. List the book sales in order from the fewest sales to the most sales.

Answer Key
Skill 2 -11D

Page 1

1. How many students went to the class play on Monday? answer: 5
2. How many students went to the class play on Wednesday? answer: 15
3. On which day did the least number of students go to the play? answer: Monday
4. On which day did the most students go to the play? answer: Friday
5. How many more students were at the play on Friday than on Monday? answer: 20
6. How many fewer students were at the play on Wednesday than on Tuesday? answer: 5 fewer

Page 2

1. How many apple pies were sold on Monday? answer: 15
2. How many apple pies were sold on Thursday? answer: 20
3. On which day were the most apple pies sold? answer: Wednesday
4. How many more apple pies were sold on Tuesday than on Friday? answer: 10
5. On which day were the least number of apple pies sold? answer: Friday
6. How many fewer apple pies were sold on Thursday than on Wednesday? answer: 15 fewer

Page 3

1. How many blue jays were sighted in hour number 5? answer: 6
2. How many blue jays were sighted in hour number 3? answer: 2
3. During which hour were the most blue jays seen? answer: hour 2
4. During which hour were the least number of blue jays seen? answer: hour 1
5. How many more blue jays were seen in hour 5 than in hour 3? answer: 4
6. Between which 2 hours is the largest increase in sightings on the line graph? answer: between hours 1 and 2

Page 4

1. How many books were sold in week 4? answer: 10
2. How many books were sold in week 3? answer: 30
3. During which week were the least books sold? answer: week 4
4. During which two weeks were an equal number of books sold? answer: week 1 and week 5
5. How many more books were sold in week 5 than in week 2? answer: 4 more
6. How many fewer books were sold in week 4 than week 5? answer: 5 fewer
7. List the book sales in order from the fewest sales to the most sales. answer: week 4, week 2, week 3, week 1 and week 5