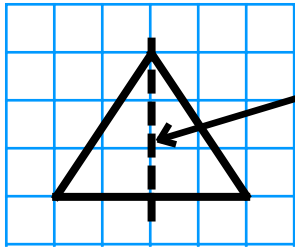


Geometry
Skill 2 - 20E

Symmetry

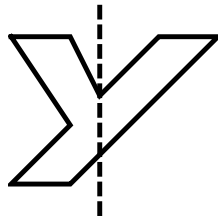
FreeMathProgram.com

A line of symmetry shows two matching parts.



The dotted line is a line of symmetry. Both parts are exactly the same size and shape. If you fold the shape along the dotted line, both parts will match exactly.

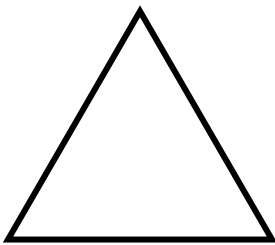
Does this shape have a line of symmetry?



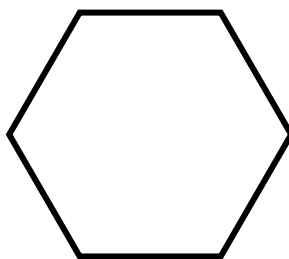
The answer is no. If you fold this shape along the dotted line, the parts will not match.

Directions: Draw a line of symmetry on each shape.

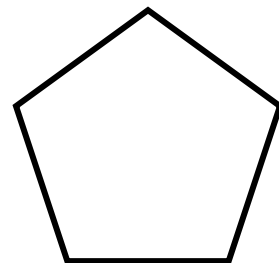
1.




2.



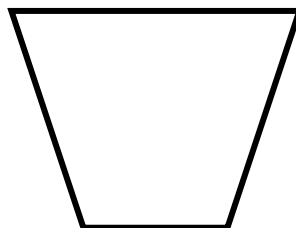
3.



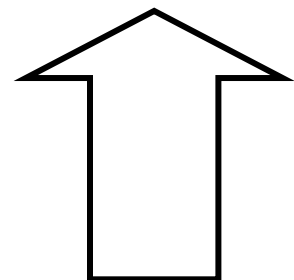
4.



5.



6.



Name _____

Date _____

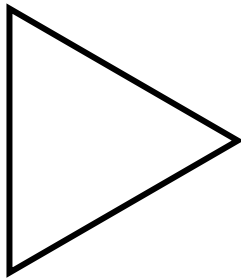
Geometry
Skill 2 - 20E

FreeMathProgram.com

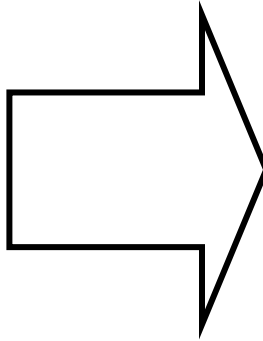
Symmetry

Directions: Draw a line of symmetry on each shape.

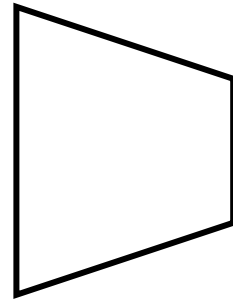
7.




8.




9.




10.



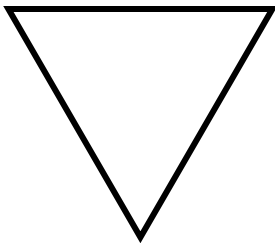
11.



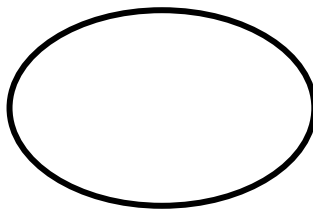
12.



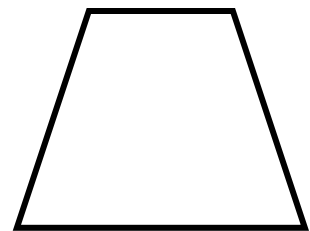
13.



14.




15.




16.



17.



18.



Name _____

Date _____


Geometry
Skill 2 - 20E

FreeMathProgram.com


Symmetry

Directions: Draw a line of symmetry on each shape. Skip those shapes that do not have a line of symmetry.

19.




20.



21.



22.




23.




24.



25.




26.



27.



28.



29.



30.



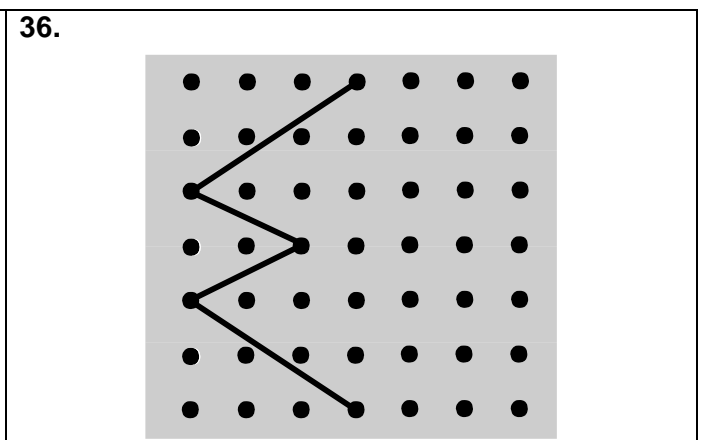
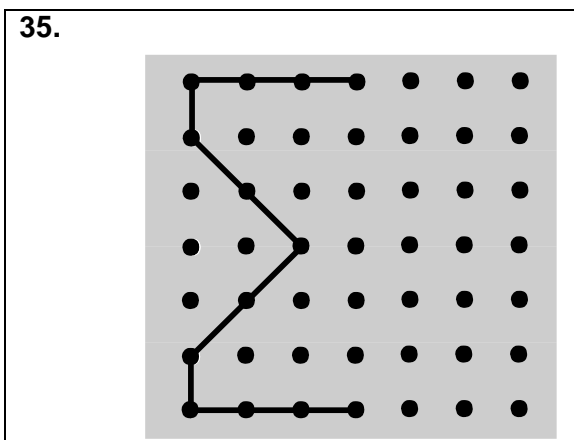
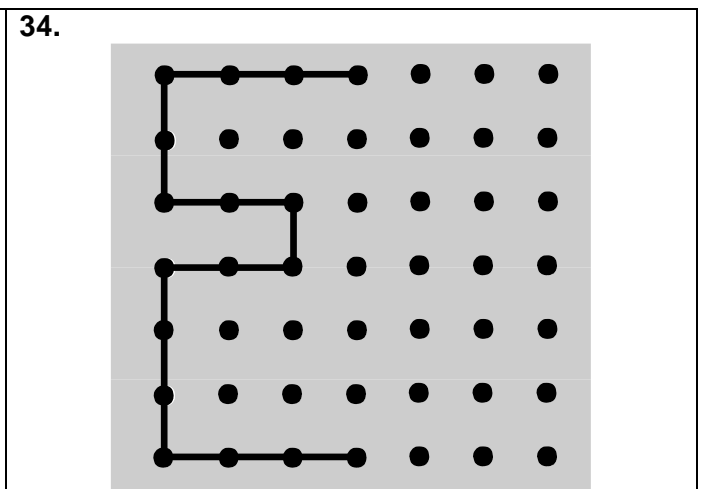
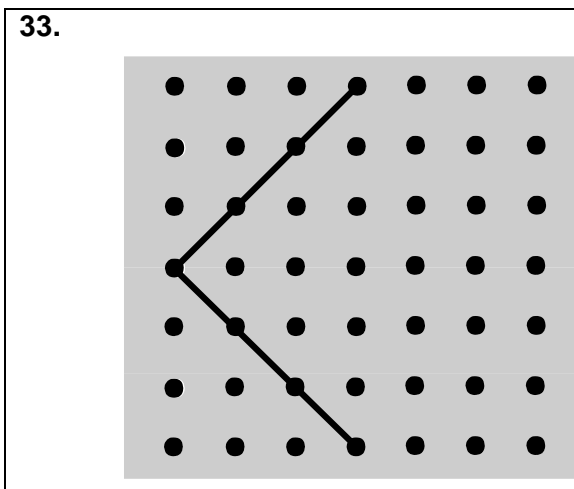
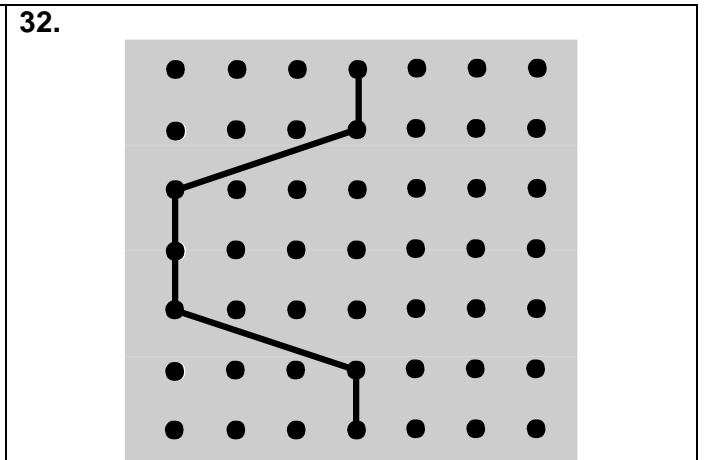
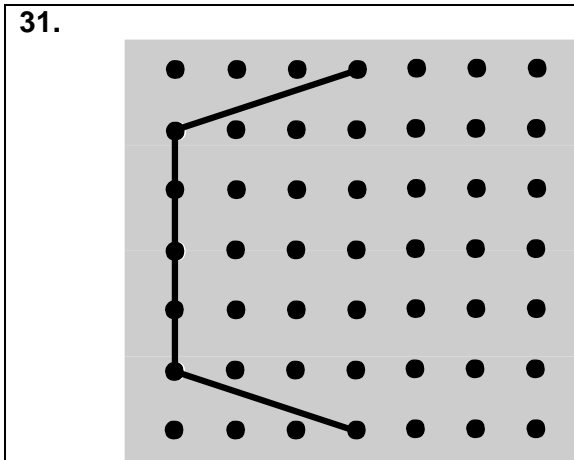
Name _____

Date _____

Geometry
Skill 2 - 20E

Symmetry

Directions: Draw the other half of each shape to show symmetry.



Name _____

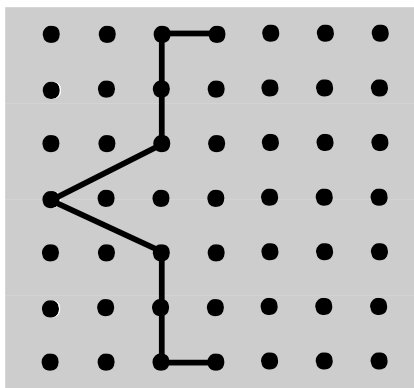
Date _____

Geometry
Skill 2 - 20E

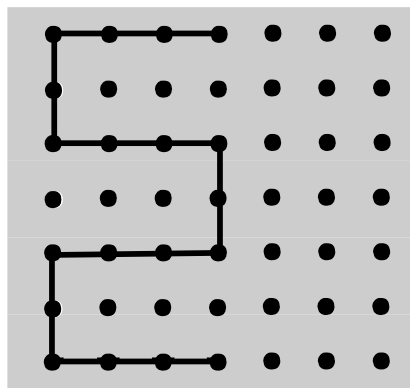
Symmetry

Directions: Draw the other half of each shape to show symmetry.

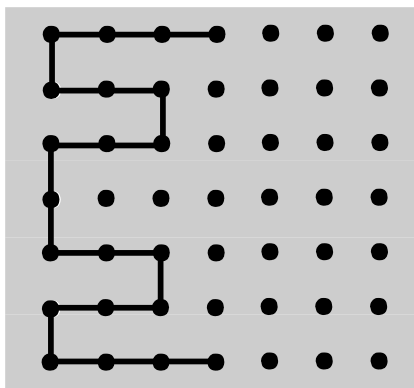
37.



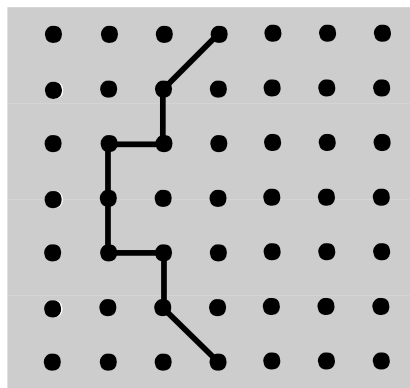
38.



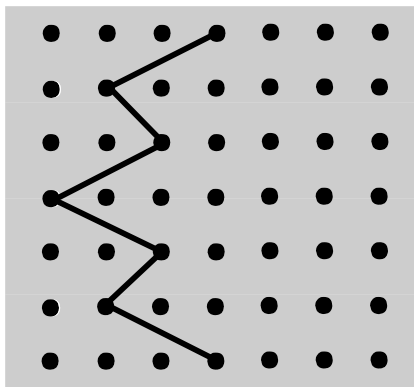
39.



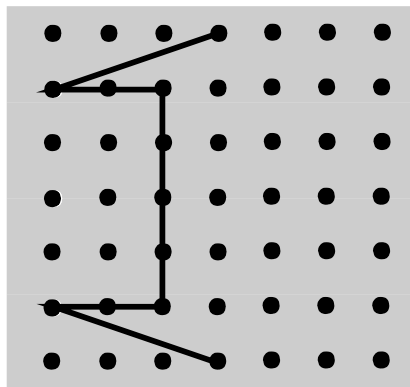
40.



41.



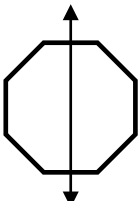
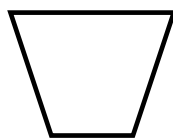
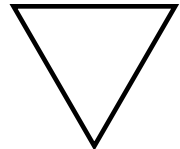
42.






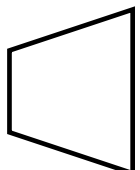


Geometry
Skill 2 - 20E

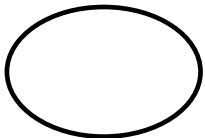
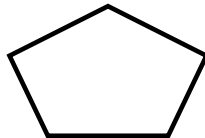
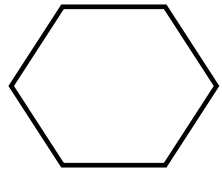
Symmetry



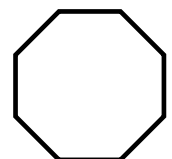
Directions: Draw a line of symmetry.

43. 	44. 	45. 
--	--	--

46.. 	47. 	48. 
---	--	--

49. 	50. 	51. 
--	--	--

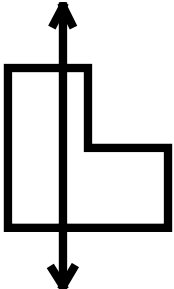
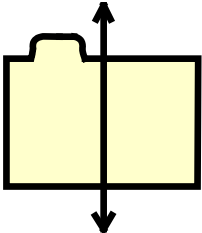



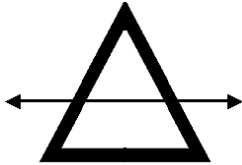
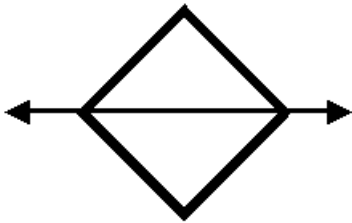

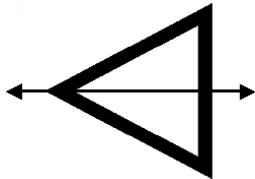
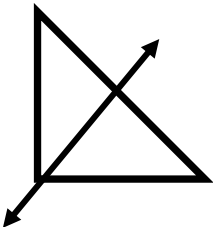
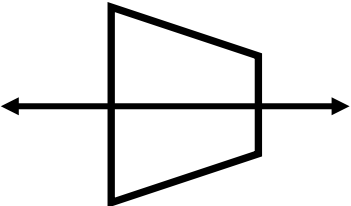
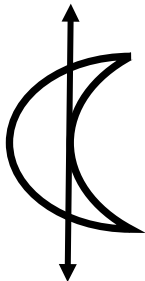
52. 	53. 	54. 
--	--	--

55. 	56. 	57. 
--	--	--

Geometry
Skill 2 - 20E

Symmetry


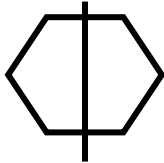
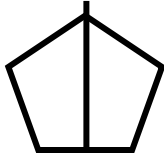

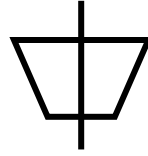

Directions: Is the line a line of symmetry? Write yes or no..

<p>58.</p> 	<p>59.</p> 	<p>60.</p> 
<p>61.</p> 	<p>62.</p> 	<p>63.</p> 
<p>64..</p> 	<p>65.</p> 	<p>66.</p> 
<p>67.</p> 	<p>68.</p> 	<p>69.</p> 

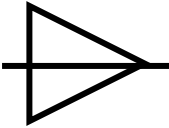
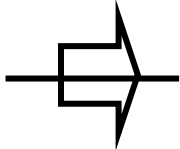
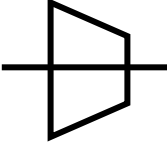



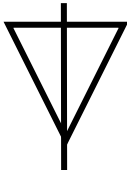
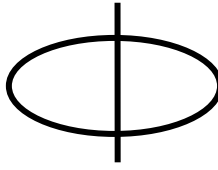
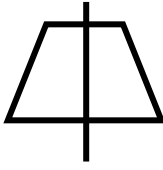

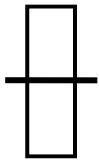
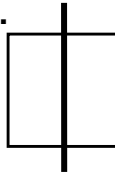
Answer Key
Skill 2 - 20E

FreeMathProgram.com

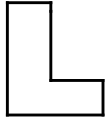





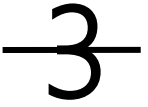
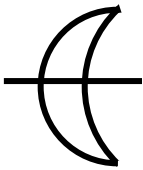

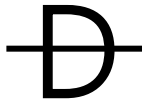
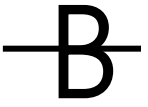

Directions: Draw a line of symmetry each shape. Some shapes have more than one line of symmetry so not all of the answers are shown.

1. 	2. 	3. 	4. 	5. 	6. 
---	---	---	---	---	---

Page 2

7. 	8. 	9. 	10. 	11. 	12. 
13. 	14. 	15. 	16. 	17. 	18. 

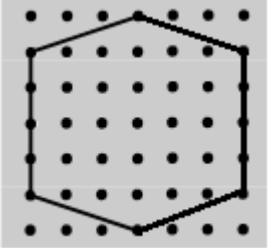
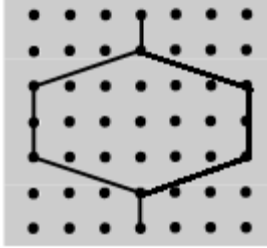



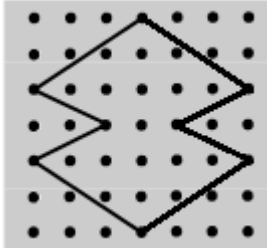
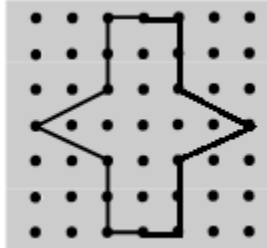
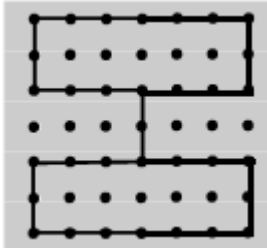
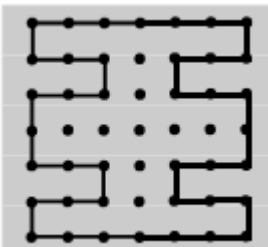
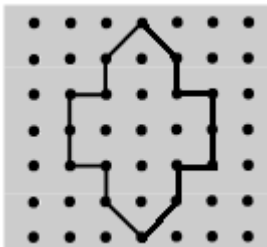
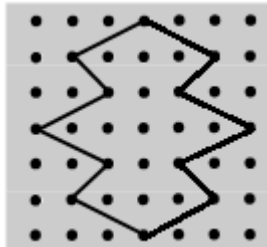
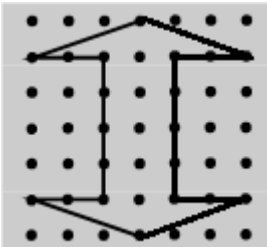
Page 3

19. 	20. 	21. 	22. 	23. 	24. 
25. 	26. 	27. 	28. 	29. 	30. 


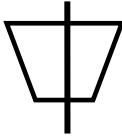
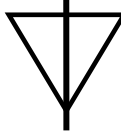



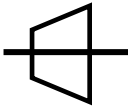
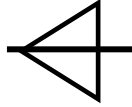

Copyright © FreeMathProgram.com All rights reserved.

Answer Key
Skill 2 - 20E
FreeMathProgram.com


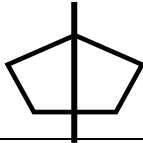
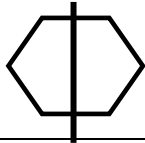
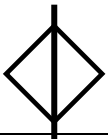


Directions: Draw the other half of each shape to show symmetry.

31. 	32. 	33. 	34. 
35. 	36. 	37. 	38. 
39. 	40. 	41. 	42. 

Page 6

43. 	44. 	45. 
46. 	47. 	48. 
49. 	50. 	51. 

Page 6 continued

<p>52.</p> 	<p>53.</p> 	<p>54.</p> 
<p>55.</p> 	<p>56.</p> 	<p>57.</p> 

Page 7

<p>58.</p> <p style="text-align: center;">No</p>	<p>59.</p> <p style="text-align: center;">No</p>	<p>60.</p> <p style="text-align: center;">Yes</p>
<p>61.</p> <p style="text-align: center;">Yes</p>	<p>62.</p> <p style="text-align: center;">Yes</p>	<p>63.</p> <p style="text-align: center;">No</p>
<p>64..</p> <p style="text-align: center;">Yes</p>	<p>65.</p> <p style="text-align: center;">No</p>	<p>66.</p> <p style="text-align: center;">Yes</p>
<p>67.</p> <p style="text-align: center;">Yes</p>	<p>68.</p> <p style="text-align: center;">Yes</p>	<p>69.</p> <p style="text-align: center;">No</p>